

Supplementary File

## Contested Parenthood: Attitudes Toward Voluntary Childlessness as a Life Strategy in Post-Socialist Bulgaria

Table 4. Descriptive statistics of the variables in the Anova test of differences in the values of the respondents who approve, are neutral or disapprove of female voluntary childlessness - European Social Survey (Bulgarian dataset), round 3 (2006).

Variable	Groups	N	Mean	Std. Deviation
Important that people are treated equally and have equal opportunities	Disapprove	516	2.23	1.16
	Neither, nor	78	2.28	1.22
	Approve	26	1.69	0.97
	Total	620	2.21	1.16
Important to live in secure and safe surroundings	Disapprove	510	2.13	1.10
	Neither, nor	80	2.34	1.32
	Approve	26	1.50	0.58
	Total	616	2.13	1.13
Important to help people and care for others' well-being	Disapprove	513	2.28	1.03
	Neither, nor	83	2.46	1.25
	Approve	25	1.92	0.91
	Total	621	2.29	1.06

Table 5. Anova test of differences in the values of the respondents who approve, are neutral or disapprove of female voluntary childlessness - European Social Survey (Bulgarian dataset), round 3 (2006).

Variable		Sum of Squares	df	Mean Square	F	Sig.
Important that people are treated equally and have equal opportunities	Between Groups	7.55	2	3.77	2.8	*
	Within Groups	830.35	617	1.35		
	Total	837.90	619			
Important to live in secure and safe surroundings	Between Groups	13.76	2	6.88	5.51	**
	Within Groups	765.32	613	1.25		
	Total	779.08	615			
Important to help people and care for others' well-being	Between Groups	5.80	2	2.90	2.58	*
	Within Groups	694.02	618	1.12		
	Total	699.83	620			

Notes: Sig.: (1) \*\*\* p<0.01; \*\* 0.01<p<0.05; \* 0.05<p<0.10

Table 6. Mean differences in the values of the respondents who approve, are neutral or disapprove of female voluntary childlessness - European Social Survey (Bulgarian dataset), round 3 (2006).

Variable	Groups		Mean Difference (I-J)	Std. Error	Sig.
Important that people are treated equally and have equal opportunities	Disapprove	Neither, nor	-0.05	0.14	
		Approve	0.54	0.23	*
	Neither, nor	Disapprove	0.05	0.14	
		Approve	0.59	0.26	*

	Approve	Disapprove	-0.54	0.23	*
		Neither, nor	-0.59	0.26	*
Important to live in secure and safe surroundings	Disapprove	Neither, nor	-0.20	0.13	
		Approve	0.63	0.22	**
	Neither, nor	Disapprove	0.20	0.13	
		Approve	0.84	0.25	**
	Approve	Disapprove	-0.63	0.22	**
		Neither, nor	-0.84	0.25	**
Important to help people and care for others' well-being	Disapprove	Neither, nor	-0.18	0.13	
		Approve	0.36	0.22	
	Neither, nor	Disapprove	0.18	0.13	
		Approve	0.54	0.24	*
	Approve	Disapprove	-0.36	0.22	
		Neither, nor	-0.54	0.24	*

Notes: Sig.: (1) \*\*\* p≤0.01; \*\* 0.01<p≤0.05; \* 0.05<p≤0.10

Figure 2. Means plots of Anova test of differences in the values of the respondents who approve, are neutral or disapprove of female voluntary childlessness - European Social Survey (Bulgarian dataset), round 3 (2006).

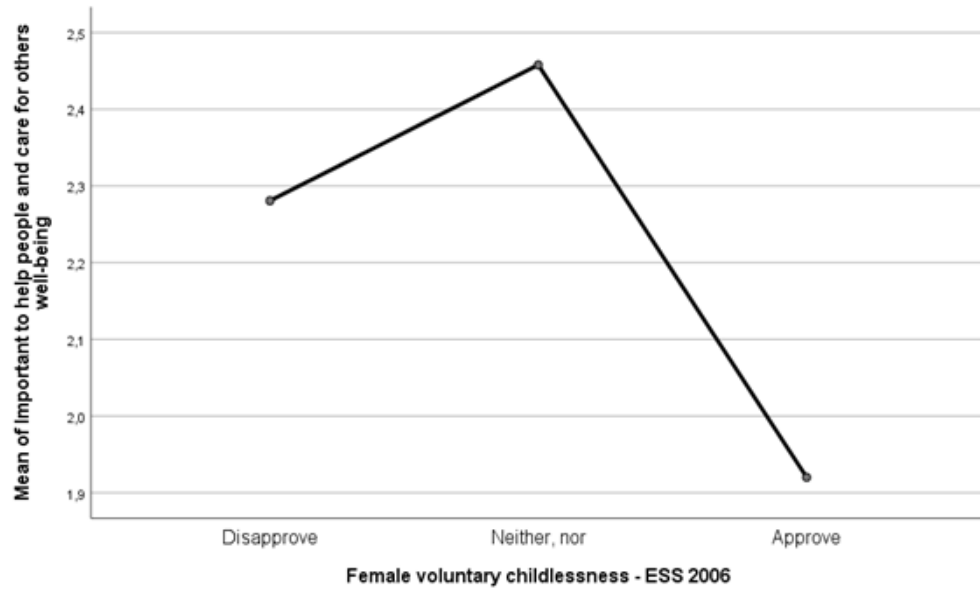
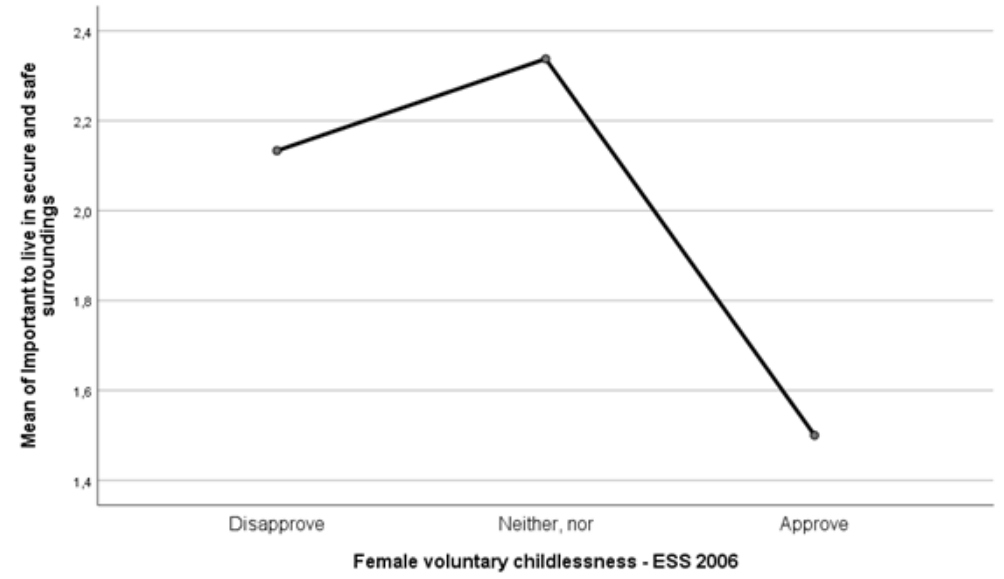
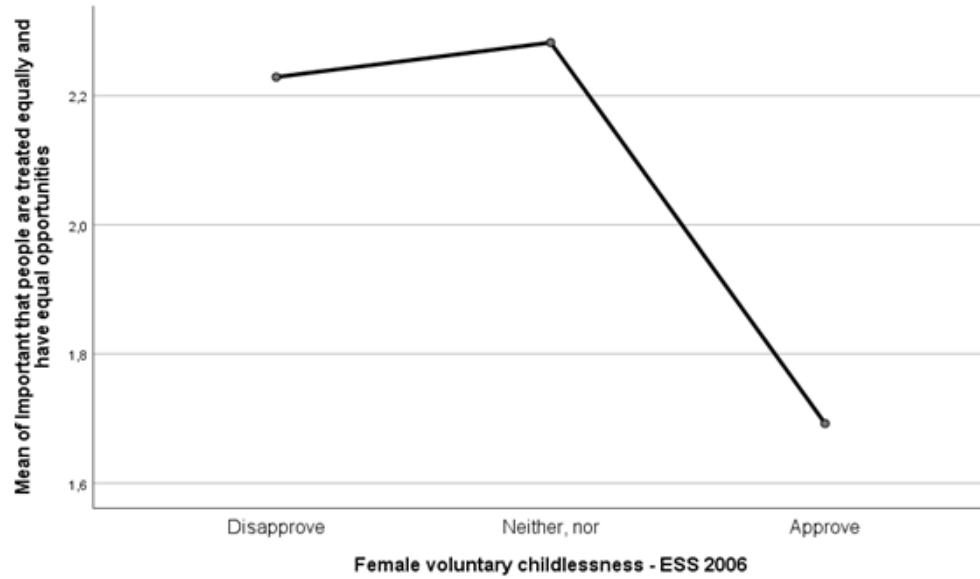


Table 7. Descriptive statistics of the variables in the Anova test of differences in the values of the respondents who approve, are neutral or disapprove of female voluntary childlessness - European Social Survey (Bulgarian dataset), round 9 (2018).

Variable	Groups	N	Mean	Std. Deviation
Important to think new ideas and being creative	Disapprove	616	3.60	1.50
	Neither, nor	221	3.43	1.42
	Approve	47	3.04	1.44
	Total	884	3.53	1.48
Important to be rich, have money and expensive things	Disapprove	634	4.29	1.37
	Neither, nor	233	4.17	1.23
	Approve	47	3.85	1.30
	Total	914	4.24	1.34
Important to live in secure and safe surroundings	Disapprove	645	2.26	1.11
	Neither, nor	236	2.57	1.17
	Approve	47	2.53	0.95
	Total	928	2.35	1.13
Important to do what is told and follow rules	Disapprove	624	3.52	1.44
	Neither, nor	227	3.52	1.29
	Approve	47	3.34	1.32
	Total	898	3.51	1.39
Important to understand different people	Disapprove	627	2.91	1.22
	Neither, nor	224	3.25	1.17
	Approve	48	3.08	1.11
	Total	899	3.00	1.21
Important to be humble and modest, not draw attention	Disapprove	655	2.84	1.27
	Neither, nor	235	3.41	1.16
	Approve	48	3.46	1.29
	Total	938	3.01	1.27
Important to have a good time	Disapprove	636	3.74	1.50

	Neither, nor	230	3.50	1.34
	Approve	48	3.33	1.51
	Total	914	3.66	1.46
Important to help people and care for others well-being	Disapprove	636	2.48	1.09
	Neither, nor	227	2.67	1.01
	Approve	47	2.57	1.14
	Total	910	2.53	1.08
Important that government is strong and ensures safety	Disapprove	639	2.07	1.10
	Neither, nor	225	2.37	1.14
	Approve	48	2.67	1.23
	Total	912	2.18	1.13
Important to behave properly	Disapprove	637	2.56	1.16
	Neither, nor	231	2.89	1.11
	Approve	46	2.89	1.16
	Total	914	2.66	1.15
Important to care for nature and environment	Disapprove	640	2.21	1.06
	Neither, nor	232	2.41	1.08
	Approve	45	2.29	1.24
	Total	917	2.27	1.08
Important to follow traditions and customs	Disapprove	656	2.18	1.11
	Neither, nor	232	2.44	1.07
	Approve	46	2.35	0.92
	Total	934	2.25	1.10
Important to seek fun and things that give pleasure	Disapprove	635	3.73	1.51
	Neither, nor	229	3.69	1.39
	Approve	48	3.08	1.41
	Total	912	3.69	1.48

Table 8. Anova test of differences in the values of the respondents who approve, are neutral or disapprove of female voluntary childlessness - European Social Survey (Bulgarian dataset), round 9 (2018).

Variable		Sum of Squares	df	Mean Square	F	Sig.
Important to think new ideas and being creative	Between Groups	16.75	2	8.37	3.827	*
	Within Groups	1927.43	881	2.19		
	Total	1944.18	883			
Important to be rich, have money and expensive things	Between Groups	10.03	2	5.02	2.826	*
	Within Groups	1617.45	911	1.78		
	Total	1627.48	913			
Important to live in secure and safe surroundings	Between Groups	18.72	2	9.36	7.435	***
	Within Groups	1164.76	925	1.26		
	Total	1183.48	927			
Important to do what is told and follow rules	Between Groups	28.35	2	14.18	8.092	***
	Within Groups	1562.64	892	1.75		
	Total	1590.99	894			
Important to understand different people	Between Groups	19.32	2	9.66	6.695	***
	Within Groups	1292.67	896	1.44		

	Total	1311.98	898			
Important to be humble and modest, not draw attention	Between Groups	67.00	2	33.5	21.649	***
	Within Groups	1446.89	935	1.55		
	Total	1513.89	937			
Important to have a good time	Between Groups	15.29	2	7.65	3.589	**
	Within Groups	1940.84	911	2.13		
	Total	1956.13	913			
Important to help people and care for others well-being	Between Groups	5.56	2	2.78	2.407	*
	Within Groups	1046.89	907	1.15		
	Total	1052.44	909			
Important that government is strong and ensures safety	Between Groups	27.44	2	13.72	11.006	***
	Within Groups	1133.14	909	1.25		
	Total	1160.58	911			
Important to behave properly	Between Groups	20.98	2	10.49	8.008	***
	Within Groups	1193.55	911	1.31		
	Total	1214.54	913			
Important to care for nature and environment	Between Groups	6.52	2	3.26	2.826	*



	Within Groups	1055.02	914	1.15		
	Total	1061.54	916			
Important to follow traditions and customs	Between Groups	12.23	2	6.12	5.116	**
	Within Groups	1113.12	931	1.2		
	Total	1125.35	933			
Important to seek fun and things that give pleasure	Between Groups	18.62	2	9.31	4.269	**
	Within Groups	1982.06	909	2.18		
	Total	2000.68	911			

Notes: Sig.: (1) \*\*\* p≤0.01; \*\* 0.01<p≤0.05; \* 0.05<p≤0.10

Table 9. Mean differences in the values of the respondents who approve, are neutral or disapprove of female voluntary childlessness - European Social Survey (Bulgarian dataset), round 9 (2018).

Variable	Groups		Mean Difference (I-J)	Std. Error	Sig.
	Disapprove	Neither, nor			
Important to think new ideas and being creative		Approve	0.17	0.12	
		Disapprove	0.56	0.22	*
	Neither, nor	Disapprove	-0.17	0.12	
		Approve	0.39	0.24	
	Approve	Disapprove	-0.56	0.22	*

		Neither, nor	-0.39	0.24	
Important to be rich, have money and expensive things	Disapprove	Neither, nor	0.12	0.10	
		Approve	0.44	0.20	*
	Neither, nor	Disapprove	-0.12	0.10	
		Approve	0.32	0.21	
	Approve	Disapprove	-0.44	0.20	*
		Neither, nor	-0.32	0.21	
Important to live in secure and safe surroundings	Disapprove	Neither, nor	-0.32	0.09	***
		Approve	-0.28	0.17	
	Neither, nor	Disapprove	0.32	0.09	***
		Approve	0.04	0.18	
	Approve	Disapprove	0.28	0.17	
		Neither, nor	-0.04	0.18	
Important to do what is told and follow rules	Disapprove	Neither, nor	-0.41	0.10	***
		Approve	-0.27	0.20	
	Neither, nor	Disapprove	0.41	0.10	***
		Approve	0.14	0.21	
	Approve	Disapprove	0.27	0.20	
		Neither, nor	-0.14	0.21	
Important to understand different people	Disapprove	Neither, nor	-0.34	0.09	***
		Approve	-0.17	0.18	

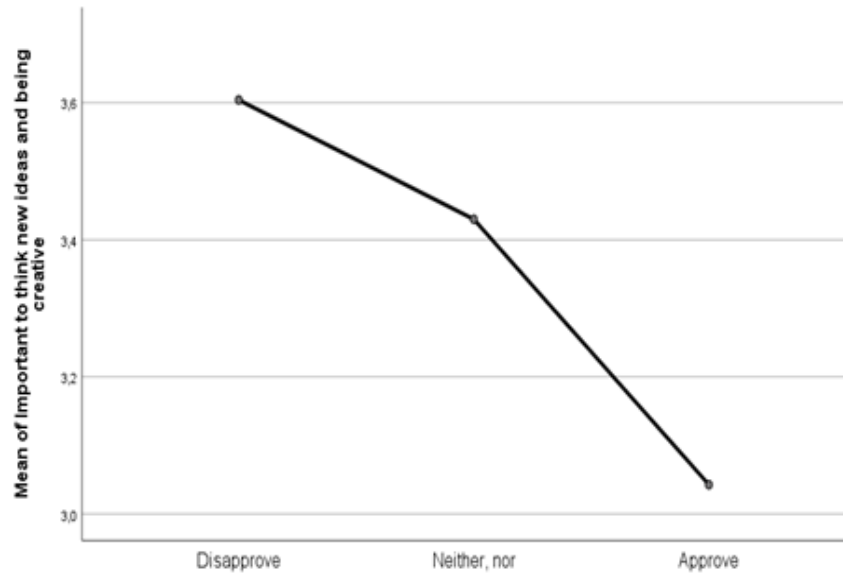
	Neither, nor	Disapprove	0.34	0.09	***
		Approve	0.17	0.19	
	Approve	Disapprove	0.17	0.18	
		Neither, nor	-0.17	0.19	
Important to be humble and modest, not draw attention	Disapprove	Neither, nor	-0.57	0.10	***
		Approve	-0.62	0.19	**
	Neither, nor	Disapprove	0.57	0.10	***
		Approve	-0.05	0.20	
	Approve	Disapprove	0.62	0.19	**
		Neither, nor	0.05	0.20	
Important to have a good time	Disapprove	Neither, nor	0.24	0.11	*
		Approve	0.41	0.22	
	Neither, nor	Disapprove	-0.24	0.11	*
		Approve	0.16	0.23	
	Approve	Disapprove	-0.41	0.22	
		Neither, nor	-0.16	0.23	
Important to help people and care for others well-being	Disapprove	Neither, nor	-0.18	0.08	*
		Approve	-0.09	0.16	
	Neither, nor	Disapprove	0.18	0.08	*
		Approve	0.09	0.17	
	Approve	Disapprove	0.09	0.16	

		Neither, nor	-0.09	0.17	
Important that government is strong and ensures safety	Disapprove	Neither, nor	-0.30	0.09	***
		Approve	-0.60	0.17	***
	Neither, nor	Disapprove	0.30	0.09	***
		Approve	-0.29	0.18	
	Approve	Disapprove	0.60	0.17	***
		Neither, nor	0.29	0.18	
Important to behave properly	Disapprove	Neither, nor	-0.33	0.09	***
		Approve	-0.33	0.18	
	Neither, nor	Disapprove	0.33	0.09	***
		Approve	0.00	0.19	
	Approve	Disapprove	0.33	0.18	
		Neither, nor	0.00	0.19	
Important to care for nature and environment	Disapprove	Neither, nor	-0.20	0.08	*
		Approve	-0.08	0.17	
	Neither, nor	Disapprove	0.20	0.08	*
		Approve	0.12	0.18	
	Approve	Disapprove	0.08	0.17	
		Neither, nor	-0.12	0.18	
Important to follow traditions and customs	Disapprove	Neither, nor	-0.26	0.08	**

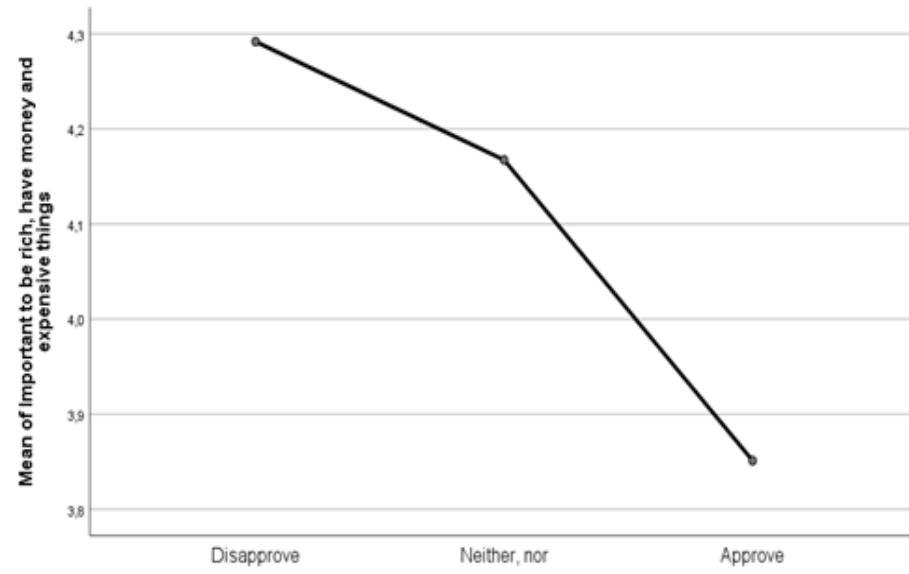
		Approve	-0.17	0.17	
	Neither, nor	Disapprove	0.26	0.08	**
		Approve	0.10	0.18	
	Approve	Disapprove	0.17	0.17	
		Neither, nor	-0.10	0.18	
Important to seek fun and things that give pleasure	Disapprove	Neither, nor	0.04	0.11	
		Approve	0.65	0.22	**
	Neither, nor	Disapprove	-0.04	0.11	
		Approve	0.61	0.23	**
	Approve	Disapprove	-0.65	0.22	**
		Neither, nor	-0.61	0.23	**

Notes: Sig.: (1) \*\*\* p<0.01; \*\* 0.01<p<0.05; \* 0.05<p<0.10

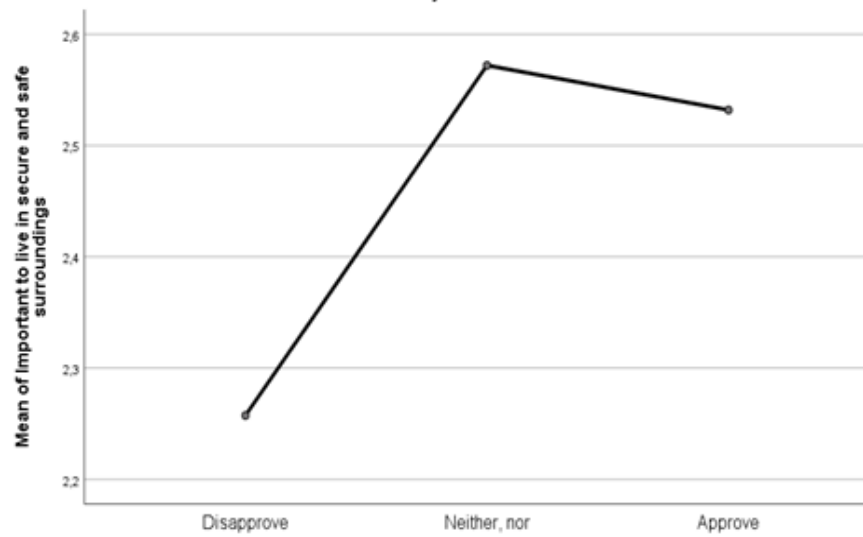
Figure 3. Means plots of Anova test of differences in the values of the respondents who approve, are neutral or disapprove of female voluntary childlessness - European Social Survey (Bulgarian dataset), round 9 (2018).



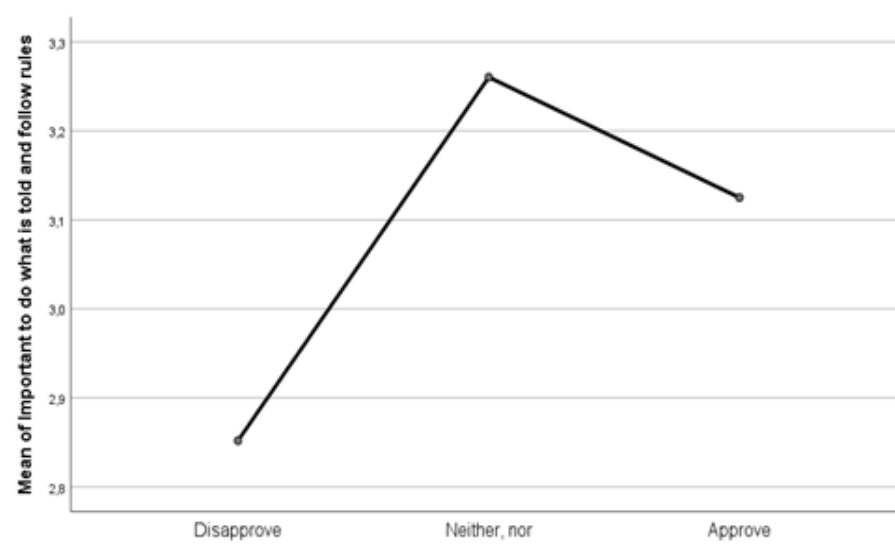
Female voluntary childlessness - ESS 2018



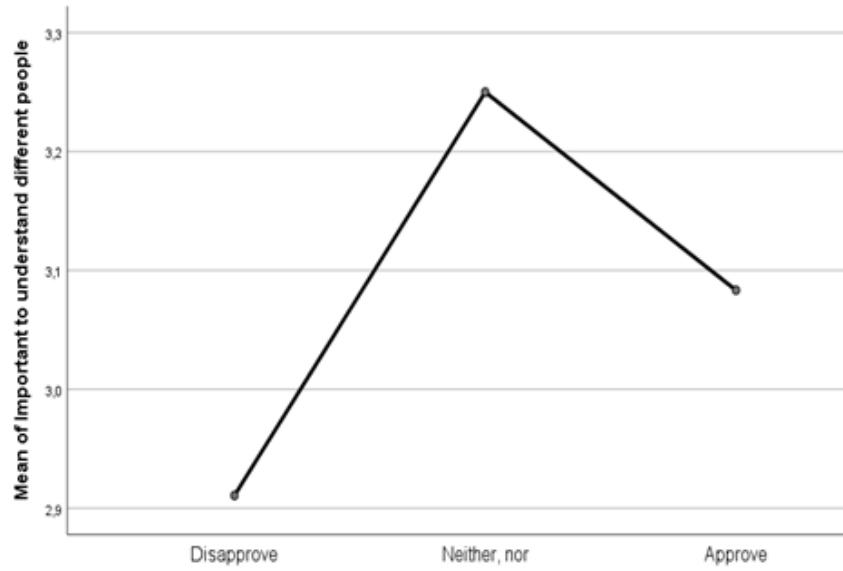
Female voluntary childlessness - ESS 2018



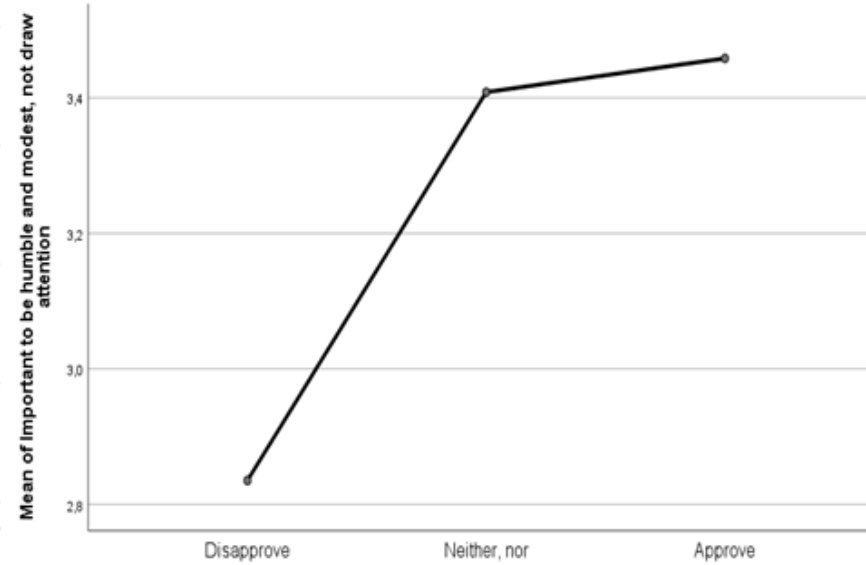
Female voluntary childlessness - ESS 2018



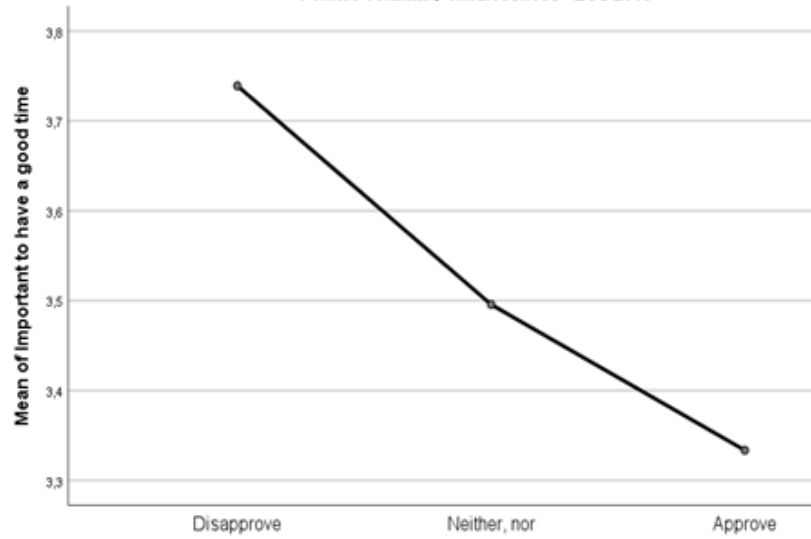
Female voluntary childlessness - ESS 2018



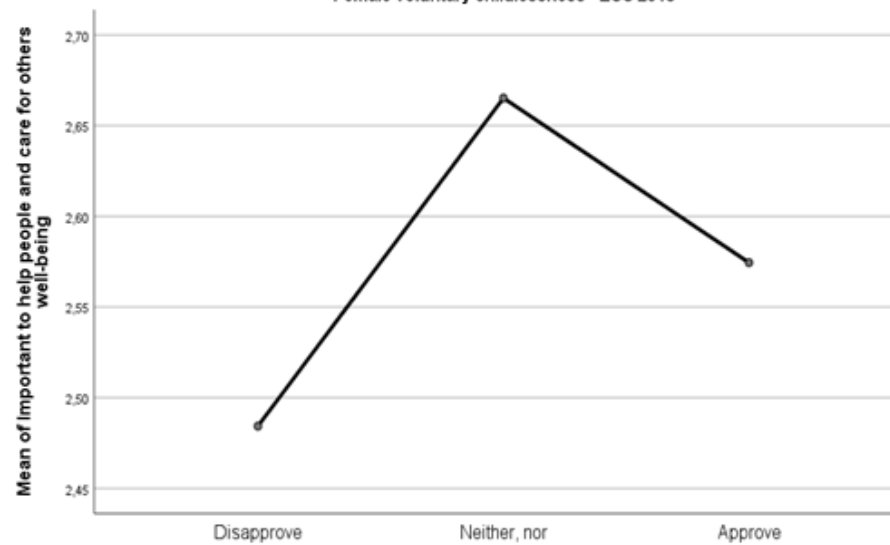
Female voluntary childlessness - ESS 2018



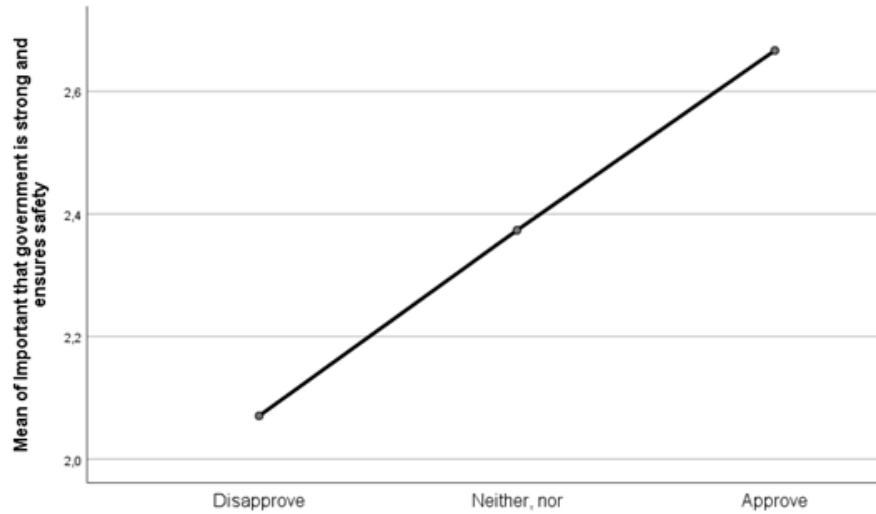
Female voluntary childlessness - ESS 2018



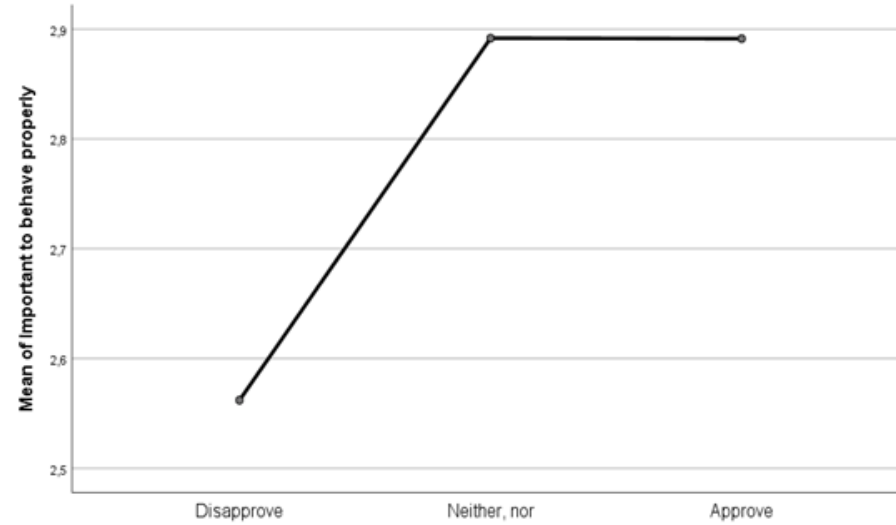
Female voluntary childlessness - ESS 2018



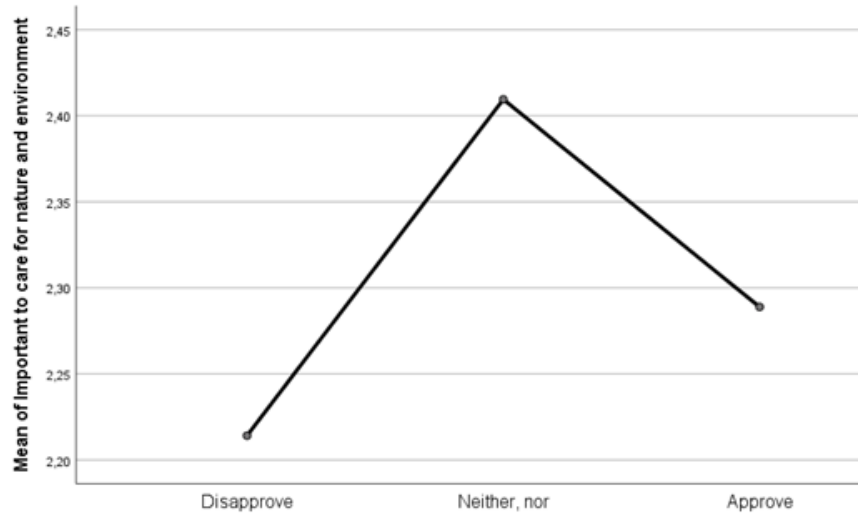
Female voluntary childlessness - ESS 2018



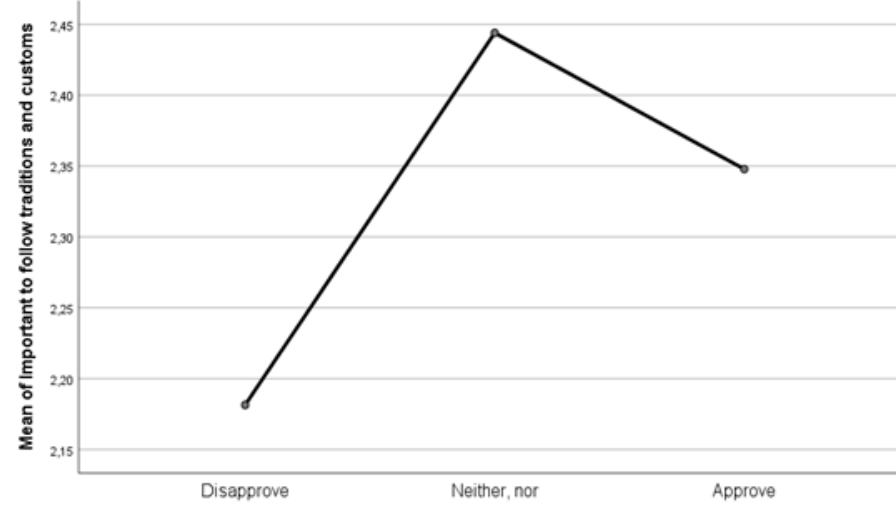
Female voluntary childlessness - ESS 2018



Female voluntary childlessness - ESS 2018



Female voluntary childlessness - ESS 2018



Female voluntary childlessness - ESS 2018



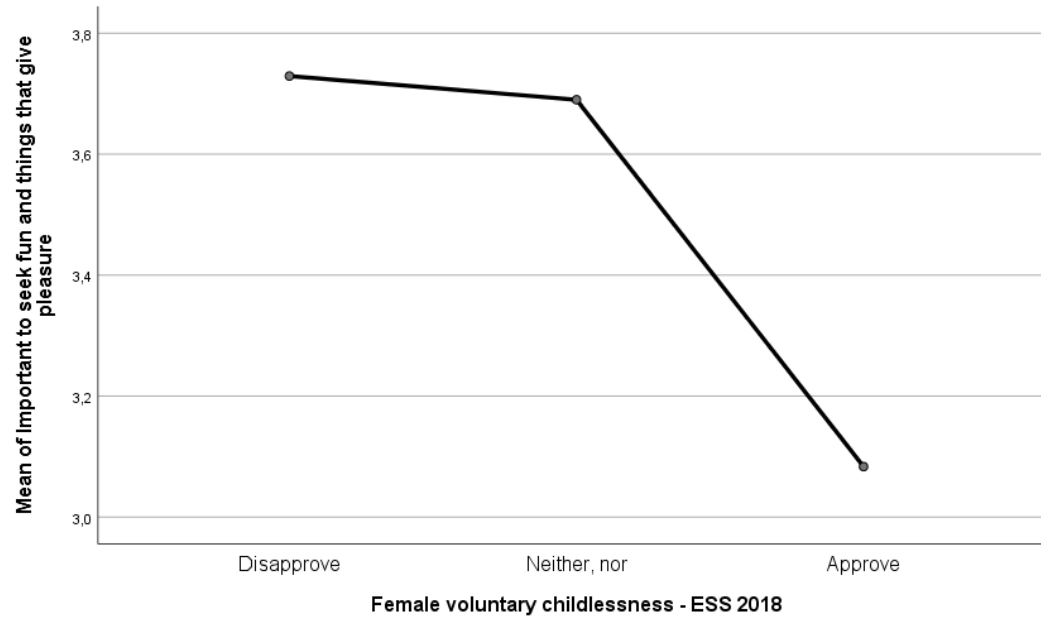


Table 10. Descriptive statistics of the variables in the Anova test of differences in the values of the respondents who approve, are neutral or disapprove of male voluntary childlessness - European Social Survey (Bulgarian dataset), round 3 (2006).

Variable	Groups	N	Mean	Std. Deviation
Important to try new and different things in life	Disapprove	526	2.97	1.45
	Neither, nor	96	3.16	1.47
	Approve	21	1.95	1.36
	Total	643	2.97	1.46
Important to have a good time	Disapprove	537	3.22	1.53
	Neither, nor	97	3.32	1.45
	Approve	23	2.52	1.47
	Total	657	3.21	1.52

Important that government is strong and ensures safety	Disapprove	539	1.71	0.88
	Neither, nor	97	1.97	0.98
	Approve	23	1.74	0.96
	Total	659	1.75	0.90
Important to be loyal to friends and devote to people close	Disapprove	530	1.84	0.86
	Neither, nor	96	2.07	1.04
	Approve	22	2.05	1.25
	Total	648	1.88	0.91
Important to care for nature and environment	Disapprove	519	1.99	0.93
	Neither, nor	92	2.26	1.09
	Approve	21	2.10	0.77
	Total	632	2.03	0.95
Important to seek fun and things that give pleasure	Disapprove	529	3.36	1.65
	Neither, nor	95	3.55	1.57
	Approve	22	2.64	1.47
	Total	646	3.37	1.64

Table 11. Anova test of differences in the values of the respondents who approve, are neutral or disapprove of male voluntary childlessness - European Social Survey (Bulgarian dataset), round 3 (2006).

Variable		Sum of Squares	df	Mean Square	F	Sig.
Important to try new and different things in life	Between Groups	25.08	2	12.54	5.957	**
	Within Groups	1347.24	640	2.11		
	Total	1372.31	642			
Important to have a good time	Between Groups	12.09	2	6.05	2.635	*

	Within Groups	1500.34	654	2.29		
	Total	1512.43	656			
Important that government is strong and ensures safety	Between Groups	5.34	2	2.67	3.297	**
	Within Groups	531.34	656	0.81		
	Total	536.68	658			
Important to be loyal to friends and devote to people close	Between Groups	4.87	2	2.44	2.991	**
	Within Groups	525.45	645	0.82		
	Total	530.32	647			
Important to care for nature and environment	Between Groups	5.89	2	2.94	3.263	**
	Within Groups	567.48	629	0.9		
	Total	573.37	631			
Important to seek fun and things that give pleasure	Between Groups	14.84	2	7.42	2.778	*
	Within Groups	1717.21	643	2.67		
	Total	1732.05	645			

Notes: Sig.: (1) \*\*\* p<0.01; \*\* 0.01<p<0.05; \* 0.05<p<0.10

Table 12. Mean test of differences in the values of the respondents who approve, are neutral or disapprove of male voluntary childlessness - European Social Survey (Bulgarian dataset), round 3 (2006).

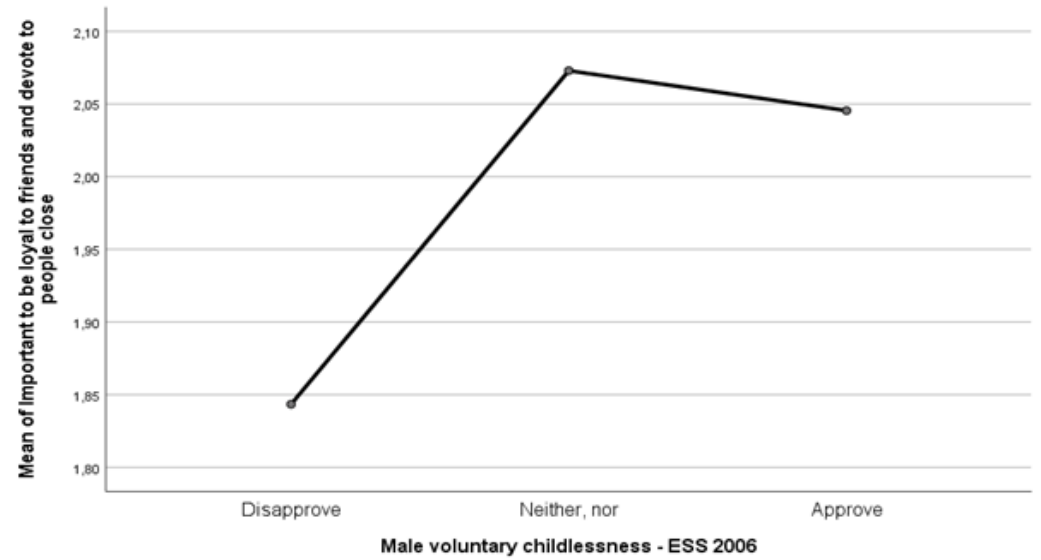
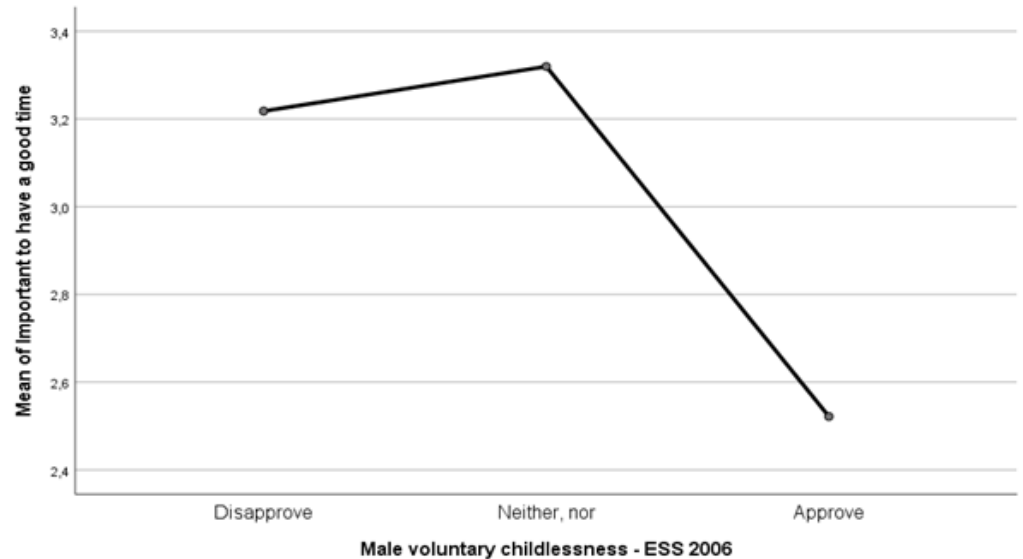
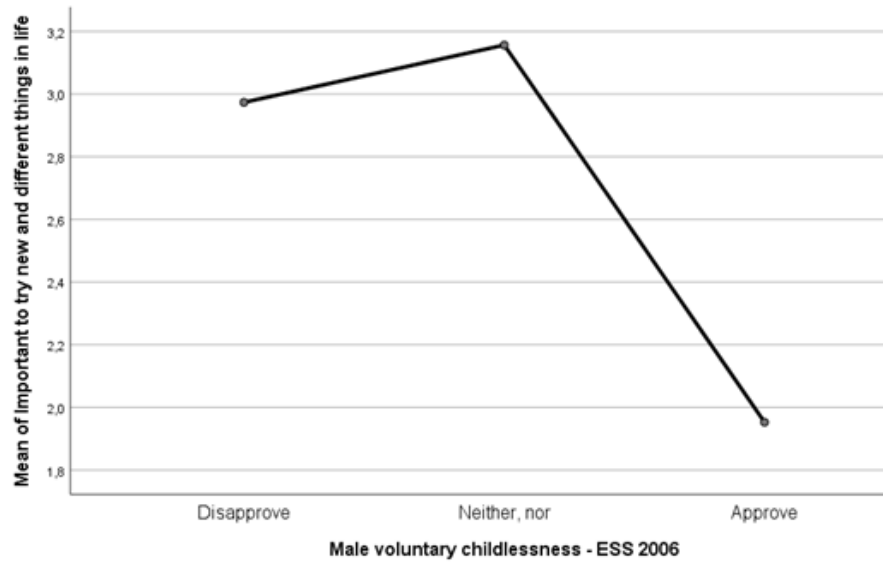
Variable	Groups		Mean Difference (I-J)	Std. Error	Sig.
Important to try new and different things in life	Disapprove	Neither, nor	-0.18	0.16	
		Approve	1.02	0.32	**
	Neither, nor	Disapprove	0.18	0.16	
		Approve	1.20	0.35	**
	Approve	Disapprove	-1.02	0.32	**
		Neither, nor	-1.20	0.35	**
Important to have a good time	Disapprove	Neither, nor	-0.10	0.17	
		Approve	0.70	0.32	*
	Neither, nor	Disapprove	0.10	0.17	
		Approve	0.80	0.35	*
	Approve	Disapprove	-0.70	0.32	*
		Neither, nor	-0.80	0.35	*
Important that government is strong and ensures safety	Disapprove	Neither, nor	-0.26	0.10	**
		Approve	-0.03	0.19	
	Neither, nor	Disapprove	0.26	0.10	**

		Approve	0.23	0.21	
	Approve	Disapprove	0.03	0.19	
		Neither, nor	-0.23	0.21	
Important to be loyal to friends and devote to people close	Disapprove	Neither, nor	-0.23	0.10	*
		Approve	-0.20	0.20	
	Neither, nor	Disapprove	0.23	0.10	*
		Approve	0.03	0.21	
	Approve	Disapprove	0.20	0.20	
		Neither, nor	-0.03	0.21	
Important to care for nature and environment	Disapprove	Neither, nor	-0.27	0.11	*
		Approve	-0.11	0.21	
	Neither, nor	Disapprove	0.27	0.11	*
		Approve	0.17	0.23	
	Approve	Disapprove	0.11	0.21	
		Neither, nor	-0.17	0.23	
Important to seek fun and things that give pleasure	Disapprove	Neither, nor	-0.18	0.18	
		Approve	0.73	0.36	

	Neither, nor	Disapprove	0.18	0.18	
		Approve	0.91	0.39	*
	Approve	Disapprove	-0.73	0.36	
		Neither, nor	-0.91	0.39	*

Notes: Sig.: (1) \*\*\*  $p \leq 0.01$ ; \*\*  $0.01 < p \leq 0.05$ ; \*  $0.05 < p \leq 0.10$

Figure 4. Means plots of Anova test of differences in the values of the respondents who approve, are neutral or disapprove of male voluntary childlessness - European Social Survey (Bulgarian dataset), round 3 (2006).



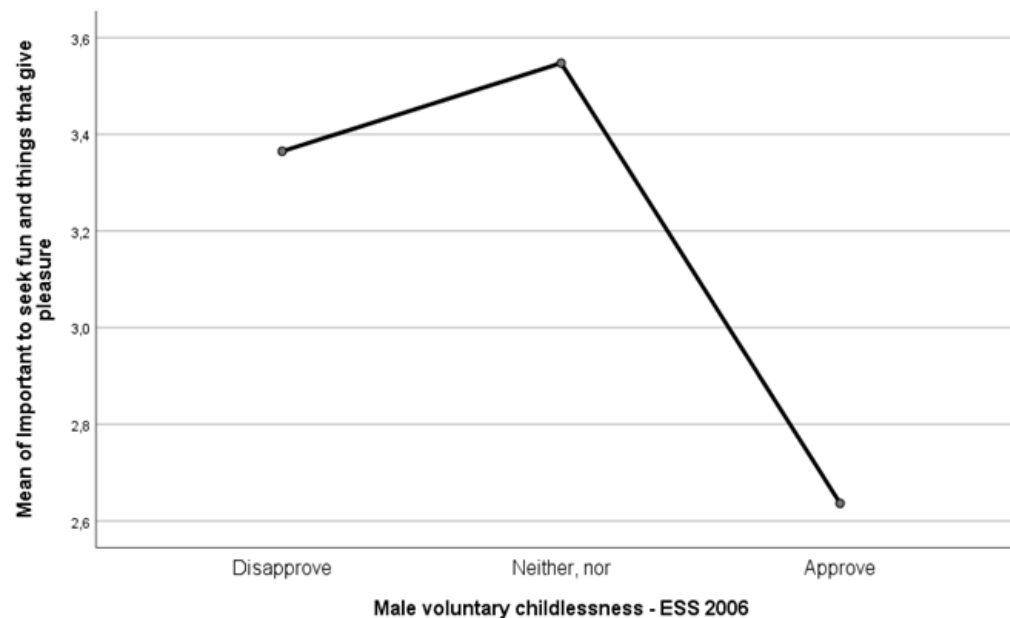
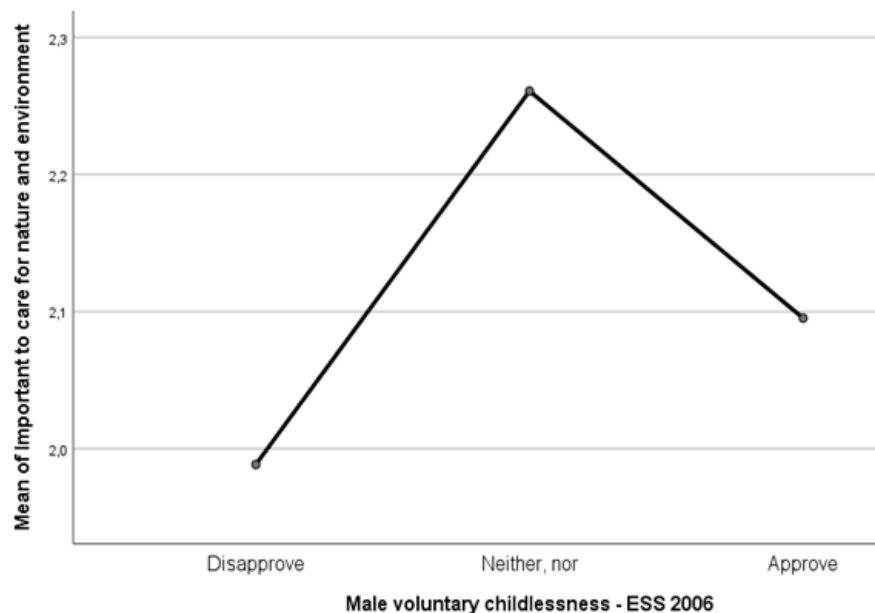


Table 13. Descriptive statistics of the variables in the Anova test of differences in the values of the respondents who approve, are neutral or disapprove of male voluntary childlessness - European Social Survey (Bulgarian dataset), round 9 (2018).

Variable	Group	N	Mean	Std. Deviation
Important to be rich, have money and expensive things	Disapprove	641	4.41	1.27
	Neither, nor	260	4.04	1.25
	Approve	50	4.02	1.32
	Total	951	4.29	1.28
Important to live in secure and safe surroundings	Disapprove	657	2.24	1.08
	Neither, nor	268	2.63	1.09
	Approve	48	2.63	1.16
	Total	973	2.37	1.10



Important to try new and different things in life	Disapprove	635	3.57	1.39
	Neither, nor	259	3.33	1.26
	Approve	49	3.49	1.34
	Total	943	3.50	1.36
Important to do what is told and follow rules	Disapprove	643	2.89	1.29
	Neither, nor	262	3.13	1.16
	Approve	49	3.22	1.37
	Total	954	2.97	1.27
Important to understand different people	Disapprove	631	2.92	1.22
	Neither, nor	260	3.18	1.07
	Approve	49	3.08	1.46
	Total	940	3.00	1.20
Important to be humble and modest, not draw attention	Disapprove	661	2.88	1.30
	Neither, nor	265	3.39	1.13
	Approve	49	3.45	1.49
	Total	975	3.05	1.29
Important to have a good time	Disapprove	638	3.85	1.45
	Neither, nor	260	3.55	1.30
	Approve	48	3.31	1.29
	Total	946	3.74	1.41
Important to help people and care for others well-being	Disapprove	642	2.54	1.12
	Neither, nor	258	2.81	0.95
	Approve	45	2.71	1.14
	Total	945	2.62	1.08
Important that government is strong and ensures safety	Disapprove	654	2.12	1.10
	Neither, nor	254	2.42	1.07
	Approve	48	2.77	1.45
	Total	956	2.23	1.13

Important to seek adventures and have an exciting life	Disapprove	635	4.22	1.41
	Neither, nor	261	3.86	1.33
	Approve	46	4.00	1.52
	Total	942	4.11	1.40
Important to behave properly	Disapprove	636	2.53	1.15
	Neither, nor	257	3.05	1.05
	Approve	47	3.26	1.33
	Total	940	2.71	1.16
Important to be loyal to friends and devote to people close	Disapprove	652	2.04	0.94
	Neither, nor	264	2.45	0.98
	Approve	46	2.33	1.12
	Total	962	2.16	0.98
Important to care for nature and environment	Disapprove	638	2.18	1.03
	Neither, nor	261	2.47	1.07
	Approve	48	2.54	1.05
	Total	947	2.28	1.05
Important to follow traditions and customs	Disapprove	658	2.15	1.08
	Neither, nor	258	2.50	1.12
	Approve	48	2.60	1.28
	Total	964	2.26	1.12
Important to seek fun and things that give pleasure	Disapprove	644	3.74	1.54
	Neither, nor	260	3.55	1.34
	Approve	47	3.26	1.37
	Total	951	3.66	1.48

Table 14. Anova test of differences in the values of the respondents who approve, are neutral or disapprove of male voluntary childlessness - European Social Survey (Bulgarian dataset), round 9 (2018).

Variable		Sum of Squares	df	Mean Square	F	Sig.
Important to be rich, have money and expensive things	Between Groups	29.86	2	14.93	9.274	***
	Within Groups	1526.04	948	1.61		
	Total	1555.90	950			
Important to live in secure and safe surroundings	Between Groups	31.83	2	15.91	13.415	***
	Within Groups	1150.71	970	1.19		
	Total	1182.54	972			
Important to try new and different things in life	Between Groups	11.20	2	5.60	3.059	**
	Within Groups	1720.55	940	1.83		
	Total	1731.75	942			
Important to do what is told and follow rules	Between Groups	13.54	2	6.77	4.252	**
	Within Groups	1513.75	951	1.59		
	Total	1527.29	953			
Important to understand different people	Between Groups	12.95	2	6.47	4.529	**
	Within Groups	1339.06	937	1.43		
	Total	1352.01	939			

Important to be humble and modest, not draw attention	Between Groups	57.85	2	28.93	18.021	***
	Within Groups	1560.16	972	1.61		
	Total	1618.01	974			
Important to have a good time	Between Groups	25.97	2	12.99	6.581	***
	Within Groups	1861.01	943	1.97		
	Total	1886.99	945			
Important to help people and care for others well-being	Between Groups	14.24	2	7.12	6.162	**
	Within Groups	1088.61	942	1.16		
	Total	1102.86	944			
Important that government is strong and ensures safety	Between Groups	31.80	2	15.90	12.868	***
	Within Groups	1177.57	953	1.24		
	Total	1209.37	955			
Important to seek adventures and have an exciting life	Between Groups	24.35	2	12.18	6.302	**
	Within Groups	1814.17	939	1.93		
	Total	1838.52	941			
Important to behave properly	Between Groups	65.11	2	32.55	25.449	***

Important to be loyal to friends and devote to people close	Between Groups	32.90	2	16.45	17.753	***
	Within Groups	888.48	959	0.93		
	Total	921.38	961			
Important to care for nature and environment	Between Groups	18.22	2	9.11	8.373	***
	Within Groups	1027.07	944	1.09		
	Total	1045.28	946			
Important to follow traditions and customs	Between Groups	28.63	2	14.32	11.739	***
	Within Groups	1171.97	961	1.22		
	Total	1200.60	963			
Important to seek fun and things that give pleasure	Between Groups	14.64	2	7.32	3.35	**
	Within Groups	2071.36	948	2.19		
	Total	2086.00	950			

Notes: Sig.: (1) \*\*\*  $p \leq 0.01$ ; \*\*  $0.01 < p \leq 0.05$ ; \*  $0.05 < p \leq 0.10$

Table 15. Anova test of differences in the values of the respondents who approve, are neutral or disapprove male voluntary childlessness - European Social Survey (Bulgarian dataset), round 9 (2018).

Variable	Groups		Mean Difference (I-J)	Std. Error	Sig.
Important to be rich, to have money and expensive things	Disapprove	Neither, nor	0.38	0.09	***
		Approve	0.39	0.19	
	Neither, nor	Disapprove	-0.38	0.09	***
		Approve	0.02	0.20	
	Approve	Disapprove	-0.39	0.19	
		Neither, nor	-0.02	0.20	
Important to live in secure and safe surroundings	Disapprove	Neither, nor	-0.39	0.08	***
		Approve	-0.38	0.16	*
	Neither, nor	Disapprove	0.39	0.08	***
		Approve	0.01	0.17	
	Approve	Disapprove	0.38	0.16	*
		Neither, nor	-0.01	0.17	
Important to try new and different things in life	Disapprove	Neither, nor	0.25	0.10	**
		Approve	0.09	0.20	
	Neither, nor	Disapprove	-0.25	0.10	**
		Approve	-0.16	0.21	
	Approve	Disapprove	-0.09	0.20	
		Neither, nor	0.16	0.21	
Important to do what is told and follow rules	Disapprove	Neither, nor	-0.24	0.09	**

		Approve	-0.33	0.19	
	Neither, nor	Disapprove	0.24	0.09	**
		Approve	-0.10	0.20	
	Approve	Disapprove	0.33	0.19	
		Neither, nor	0.10	0.20	
Important to understand different people	Disapprove	Neither, nor	-0.26	0.09	**
		Approve	-0.16	0.18	
	Neither, nor	Disapprove	0.26	0.09	**
		Approve	0.10	0.19	
	Approve	Disapprove	0.16	0.18	
		Neither, nor	-0.10	0.19	
Important to be humble and modest, not draw attention	Disapprove	Neither, nor	-0.51	0.09	***
		Approve	-0.57	0.19	**
	Neither, nor	Disapprove	0.51	0.09	***
		Approve	-0.06	0.20	
	Approve	Disapprove	0.57	0.19	**
		Neither, nor	0.06	0.20	
Important to have a good time	Disapprove	Neither, nor	0.30	0.10	**
		Approve	0.54	0.21	**
	Neither, nor	Disapprove	-0.30	0.10	**
		Approve	0.23	0.22	

	Approve	Disapprove	-0.54	0.21	**
		Neither, nor	-0.23	0.22	
Important to help people and care for others' well-being	Disapprove	Neither, nor	-0.27	0.08	**
		Approve	-0.18	0.17	
	Neither, nor	Disapprove	0.27	0.08	**
		Approve	0.10	0.17	
	Approve	Disapprove	0.18	0.17	
		Neither, nor	-0.10	0.17	
Important that government is strong and ensures safety	Disapprove	Neither, nor	-0.31	0.08	***
		Approve	-0.66	0.17	***
	Neither, nor	Disapprove	0.31	0.08	***
		Approve	-0.35	0.18	
	Approve	Disapprove	0.66	0.17	***
		Neither, nor	0.35	0.18	
Important to seek adventures and have an exciting life	Disapprove	Neither, nor	0.36	0.10	***
		Approve	0.22	0.21	
	Neither, nor	Disapprove	-0.36	0.10	***
		Approve	-0.14	0.22	
	Approve	Disapprove	-0.22	0.21	
		Neither, nor	0.14	0.22	



Important to behave properly	Disapprove	Neither, nor	-0.53	0.08	***
		Approve	-0.73	0.17	***
	Neither, nor	Disapprove	0.53	0.08	***
		Approve	-0.20	0.18	
	Approve	Disapprove	0.73	0.17	***
		Neither, nor	0.20	0.18	
Important to be loyal to friends and devote to people close	Disapprove	Neither, nor	-0.41	0.07	***
		Approve	-0.29	0.15	
	Neither, nor	Disapprove	0.41	0.07	***
		Approve	0.12	0.15	
	Approve	Disapprove	0.29	0.15	
		Neither, nor	-0.12	0.15	
Important to care for nature and environment	Disapprove	Neither, nor	-0.28	0.08	***
		Approve	-0.36	0.16	*
	Neither, nor	Disapprove	0.28	0.08	***
		Approve	-0.07	0.16	
	Approve	Disapprove	0.36	0.16	*
		Neither, nor	0.07	0.16	
Important to follow traditions and customs	Disapprove	Neither, nor	-0.35	0.08	***
		Approve	-0.46	0.17	**



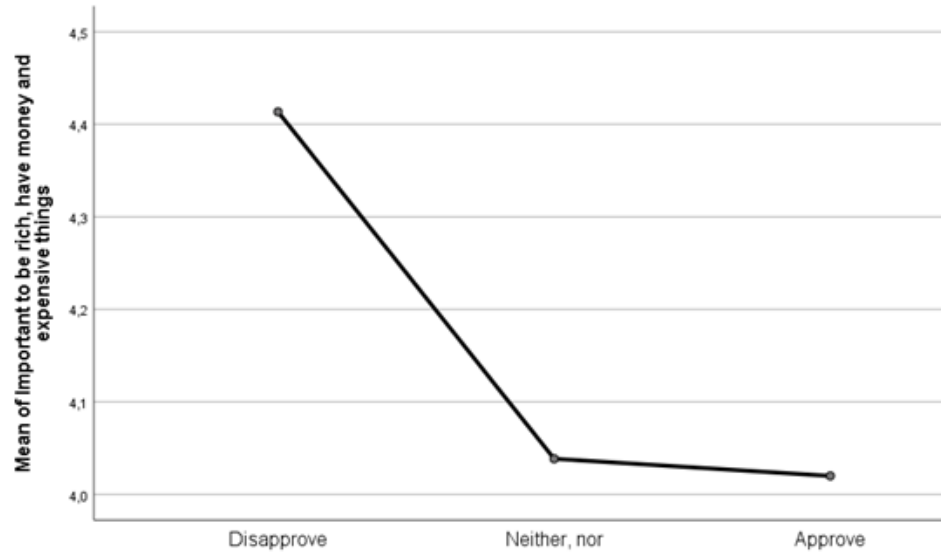
<b>Approve if a person chooses never to have children?</b>								
(Strongly) disapprove	537	83.0	562	82.0	705	69.9	707	67.7
Neither, nor	84	13.0	99	14.5	251	24.9	287	27.5
(Strongly) approve	26	4.0	24	3.5	53	5.3	51	4.9
Total	647	100	685	100	1009	100	1045	100
<b>Gender</b>								
Man	263	38.8	283	39.2	483	44.6	490	44.2
Woman	415	61.2	439	60.8	601	55.4	619	55.8
Total	678	100	722	100	1084	100	1109	100
<b>Education</b>								
Tertiary	139	20.6	158	21.9	244	22.5	247	22.3
Secondary	470	69.5	508	70.5	554	51.2	578	52.1
Primary or lower	67	9.9	55	7.6	285	26.3	284	25.6

Total	676	100	721	100	1083	100	1109	100
<b>Economic status</b>								
Employed	274	40.5	317	44.0	468	43.2	479	43.4
Unemployed	84	12.4	64	8.9	85	7.8	75	6.8
Economically inactive	319	47.1	340	47.2	530	48.9	550	49.8
Total	677	100	721	100	1083	100.0	1104	100
<b>Marital status</b>								
Married	414	61.6	427	59.6	548	51.0	597	54.4
Divorced/ separated/ widowed	151	22.5	152	21.2	267	24.9	254	23.1
Never married	107	15.9	138	19.2	259	24.1	247	22.5
Total	672	100	717	100	1074	100	1098	100
<b>Number of children</b>								
No children	112	16.8	137	19.1	239	22.0	197	17.8
One child	146	21.9	178	24.9	286	26.4	310	28.0

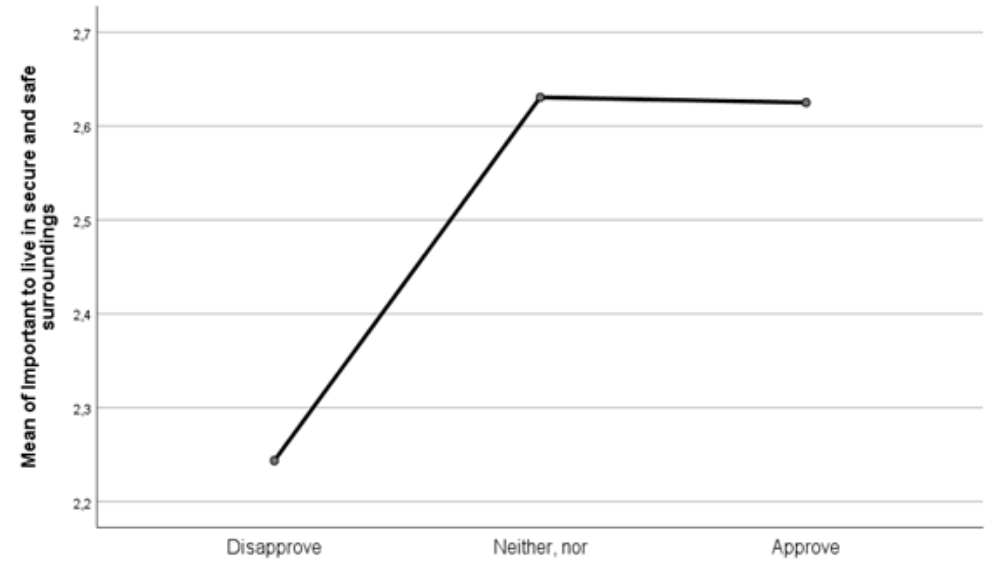
Two or more children	410	61.4	401	56.0	559	51.6	602	54.3
Total	668	100	716	100	1084	100	1109	100
Total	678	100	722	100	1084	100	1109	100
<b>Ethnicity</b>								
Bulgarian	568	85.8	583	83.5	919	86.0	965	87.9
Non-Bulgarian	94	14.2	115	16.5	149	14.0	133	12.1
Total	662	100.0	698	100.0	1068	100.0	1098	100.0
<b>Religiosity of R.</b>								
Non or slightly religious	306	45.9	340	48.0	530	50.8	539	50.2
Moderately religious	276	41.4	267	37.7	394	37.8	401	37.4
Highly religious	84	12.6	101	14.3	119	11.4	133	12.4
Total	666	100	708	100	1043	100	1073	100
<b>Age</b>	Mean (SD)		Mean (SD)		Mean (SD)		Mean (SD)	
	50.84 (17.86)		54.35 (18.48)		49.14 (17.74)		54.74 (17.76)	

Source: European social survey, round 3 (2006) and round 9 (2018)

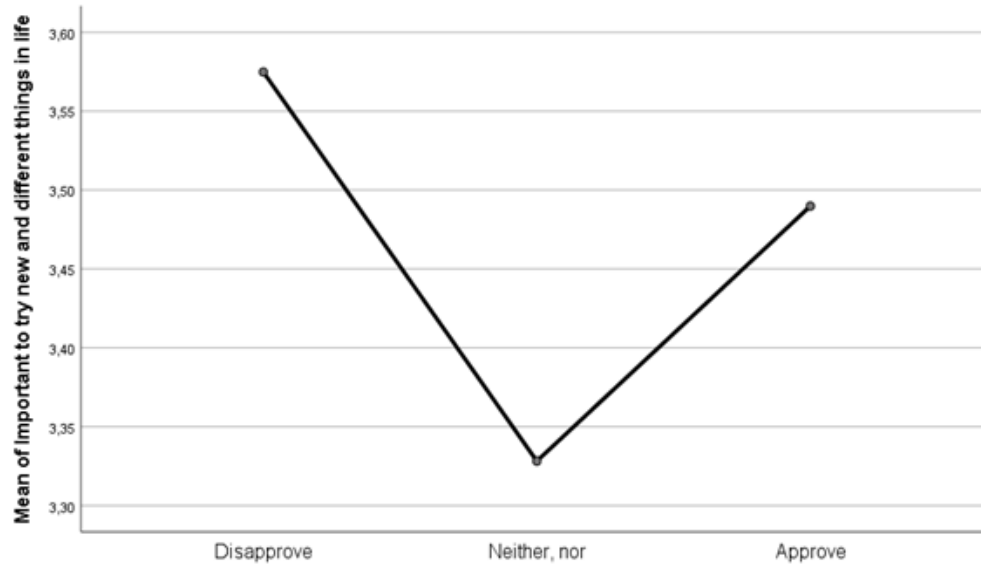
Figure 5. Means plots of Anova test of differences in the values of the respondents who approve, are neutral or disapprove of male voluntary childlessness - European Social Survey (Bulgarian dataset), round 9 (2018).



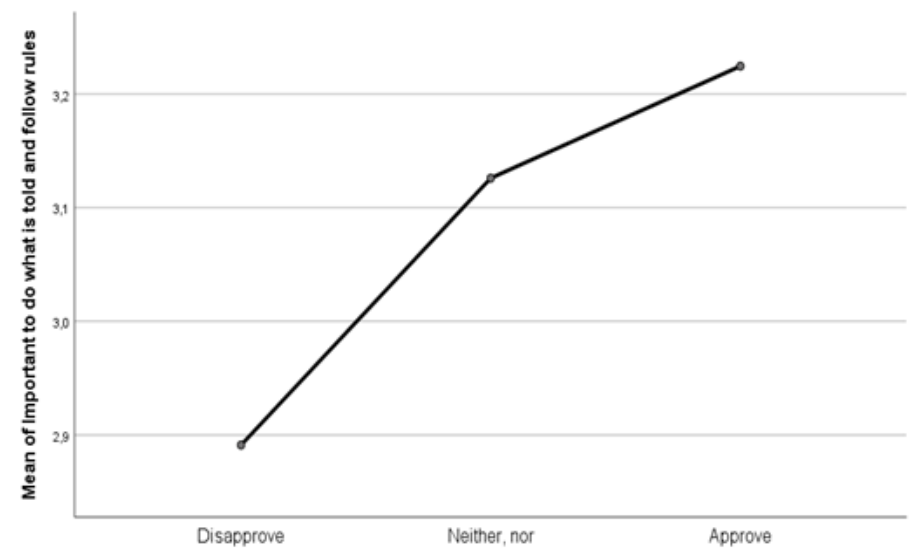
Male voluntary childlessness - ESS 2018



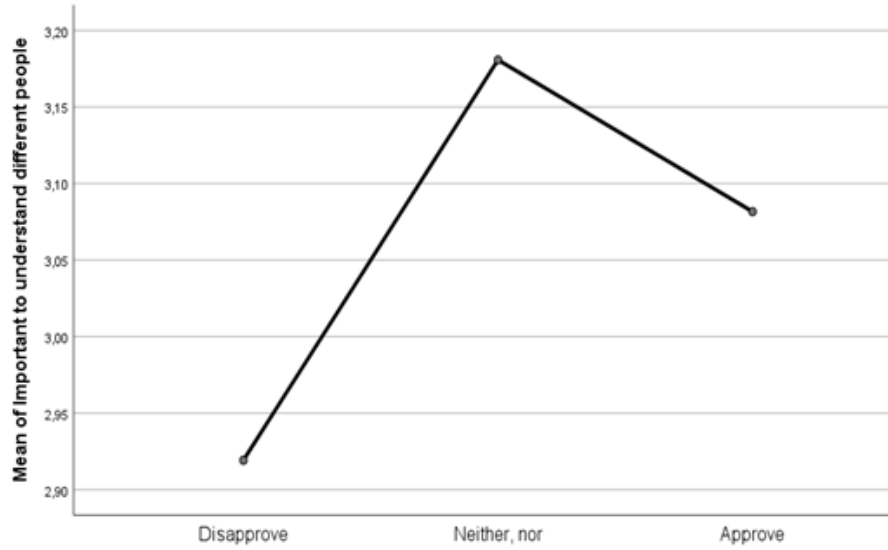
Male voluntary childlessness - ESS 2018



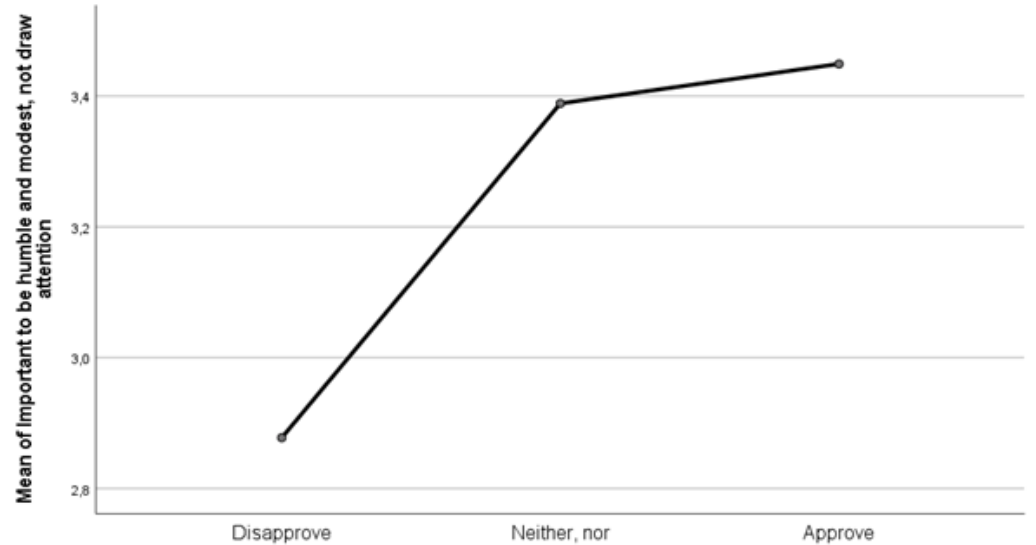
Male voluntary childlessness - ESS 2018



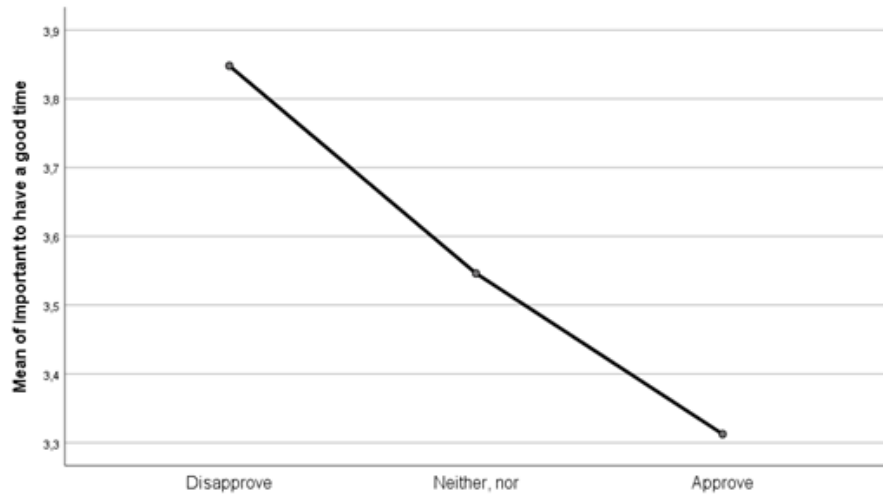
Male voluntary childlessness - ESS 2018



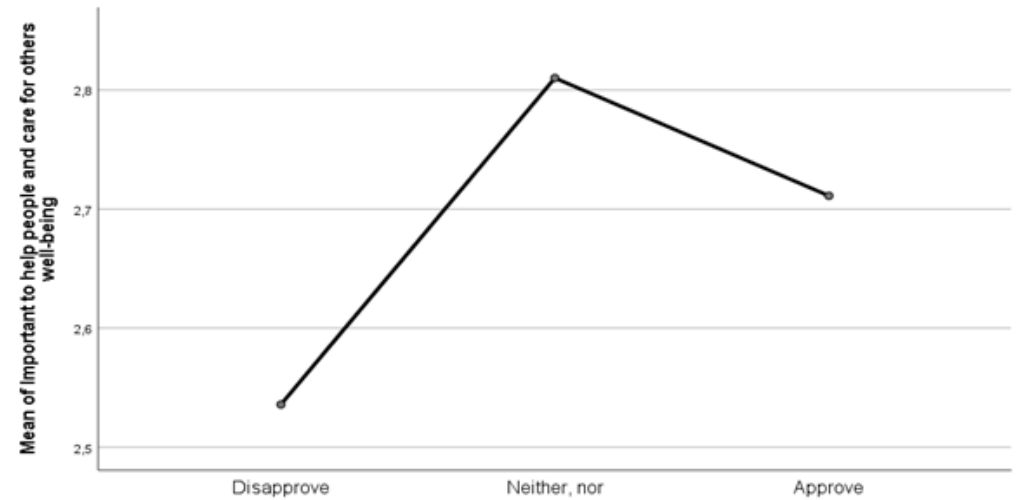
Male voluntary childlessness - ESS 2018



Male voluntary childlessness - ESS 2018

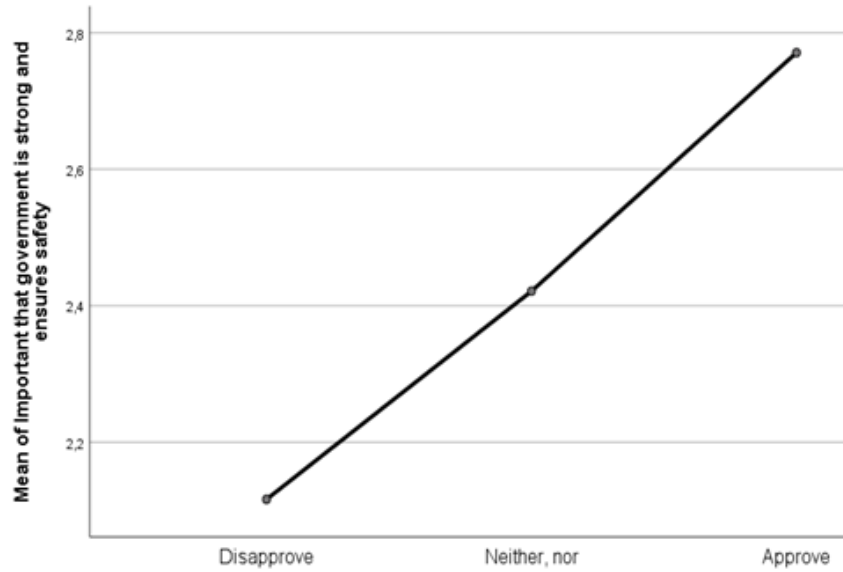


Male voluntary childlessness - ESS 2018

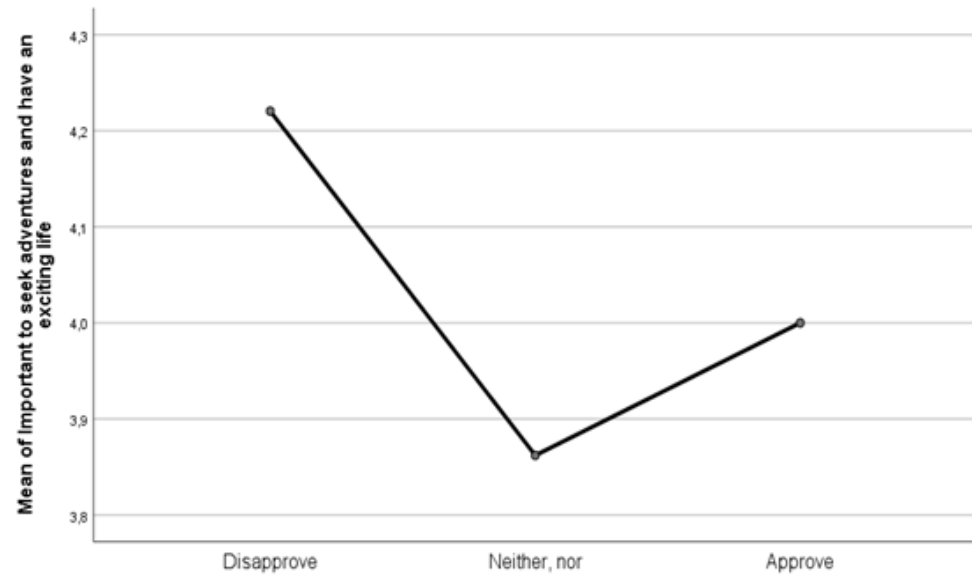


Male voluntary childlessness - ESS 2018

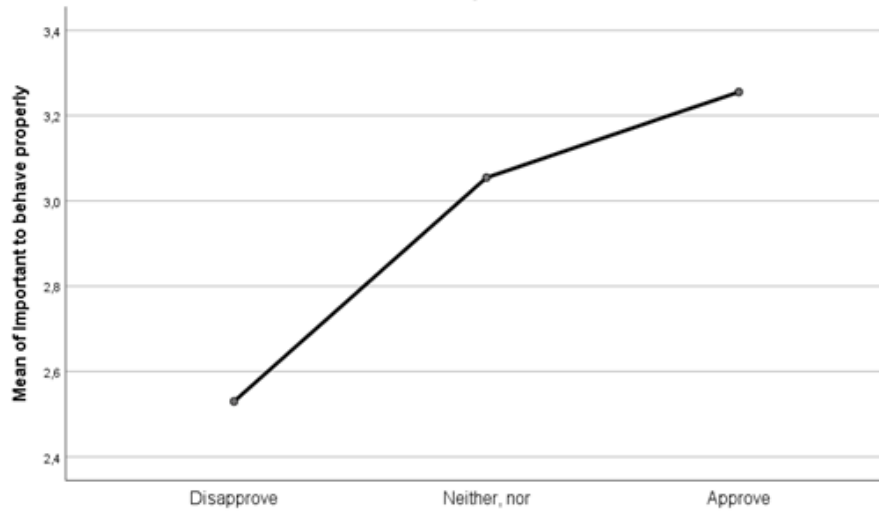




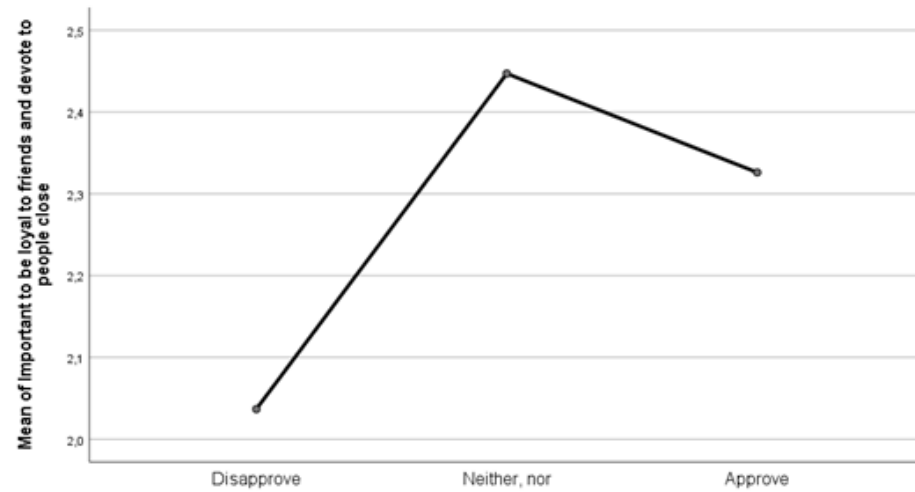
Male voluntary childlessness - ESS 2018



Male voluntary childlessness - ESS 2018



Male voluntary childlessness - ESS 2018



Male voluntary childlessness - ESS 2018

