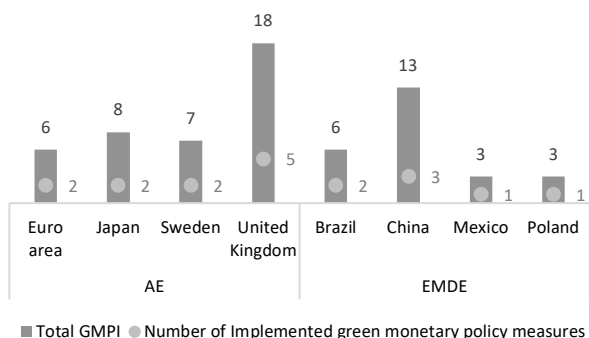


### Appendix 3

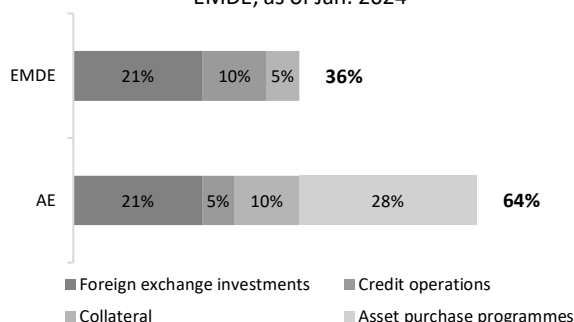
**Figure 1.** Number of Implemented Green Monetary Policy Measures per Central Bank and Economic Group, Jan. 2010–Jan. 2024



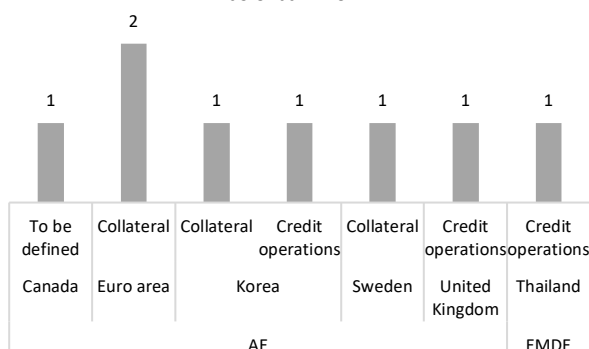
**Figure 2.** Green Monetary Policy Measures in 2021, Including GMPI Scores



**Figure 3.** Percentage of Implemented Green Monetary Policy Measures per Instrument and Economic Group Out of the Total Number of Measures Across AE and EMDE, as of Jan. 2024



**Figure 4.** Planned Green Monetary Policy Measures per Country and Economic Group, as of Jan. 2024



Source: Author’s own work and calculations, based on the collected empirical data and the search strategy defined in Appendix 1.