

## APPENDIX

Werner, Annika and Heinisch, Reinhard (2024) Democracy amid Pandemic: A Survey Experiment on How COVID-19 Affectedness Influences Support for Anti-liberal Policies. *Politics and Governance*.

### Table of Contents

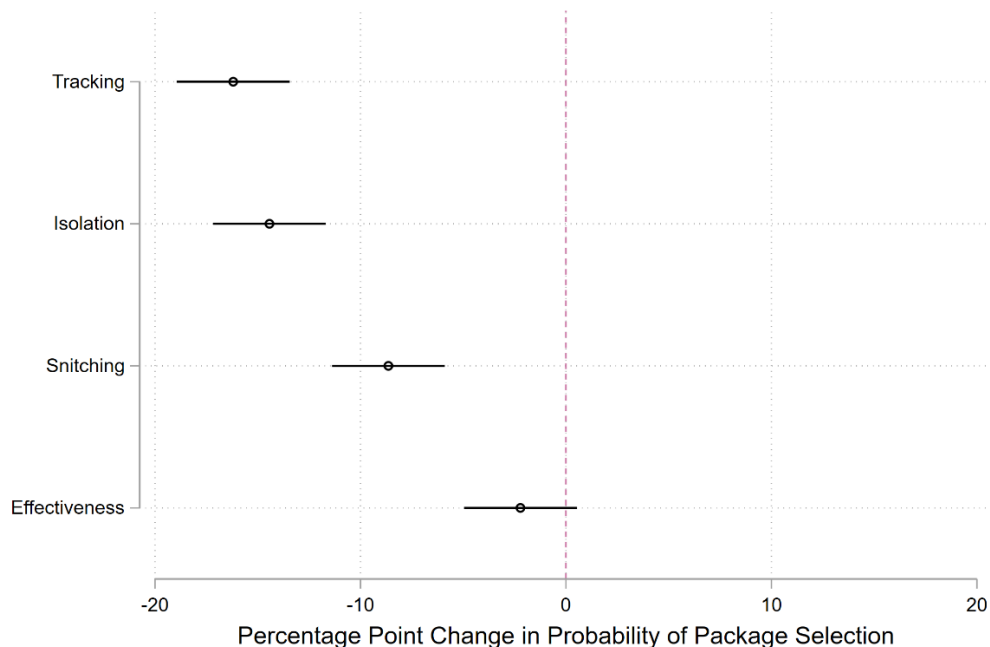
<i>ADDITIONAL INFORMATION</i> .....	2
Table A1: Sample Composition, absolute numbers relative shares in parentheses, N = 1204 .....	2
Figure A1: Main effects of experimental components.....	2
<i>ADDITIONAL ANALYSES</i> .....	3
Figure A2: Average Marginal Component Effects for package selection among different levels of feeling affected of close others .....	3
Figure A3a: Average Marginal Component Effects for package selection among different levels of trust in people.....	3
Figure A3b: Marginal Means for package selection among different levels of trust in people and feeling affected in own health and economic situation. ....	4
Figure A4a: Marginal Means for package selection among different levels of authoritarianism and feeling affected in own health and economic situation, using all three levels of affectedness. ....	4
Figure A4b: Marginal Means for package selection among different levels of trust in government and feeling affected in own health and economic situation, using all three levels of affectedness. ...	5

## ADDITIONAL INFORMATION

**Table A1:** Sample Composition, absolute numbers relative shares in parentheses, N = 1204

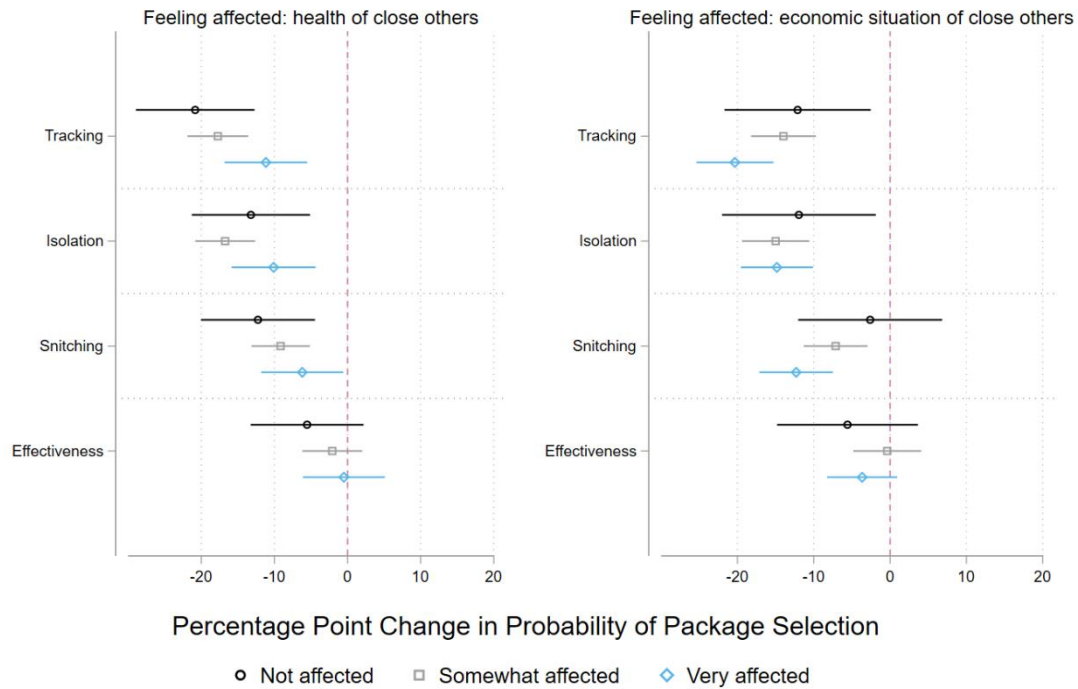
<b>Gender</b>		<b>Education</b>			
Male	Female	Low	Medium	High	
578 (48.3)	619 (51.7)	216 (18.1)	764 (64.1)	212 (17.8)	
<b>Income (monthly)</b>					
Below €450	€450-€900	€900-€1500	€1500-€2100	€2100-€2700	
9 (0.9)	21 (2.2)	73 (7.6)	133 (13.9)	157 (16.4)	
€2700-€3600	€3600 and more				
223 (23.4)	339 (35.5)				
<b>Region</b>					
Vorarlberg	Tyrol	Salzburg	Upper Austria	Carinthia	
49 (4.1)	97 (8.1)	79 (6.6)	202 (16.9)	77 (6.4)	
Styria	Burgenland	Lower Austria	Vienna		
164 (13.7)	44 (3.7)	224 (18.7)	261 (21.8)		
<b>Party vote</b>					
None voter	SPÖ	ÖVP	FPÖ	Greens	
196 (16.3)	206 (17.1)	348 (28.9)	102 (8.5)	224 (18.6)	
NEOS	other				
93 (7.7)	35 (2.9)				
		<b>Average</b>	<b>Standard Deviation</b>	<b>Min</b>	<b>Max</b>
<b>Age</b>		49	17	17	88

**Figure A1:** Main effects of experimental components

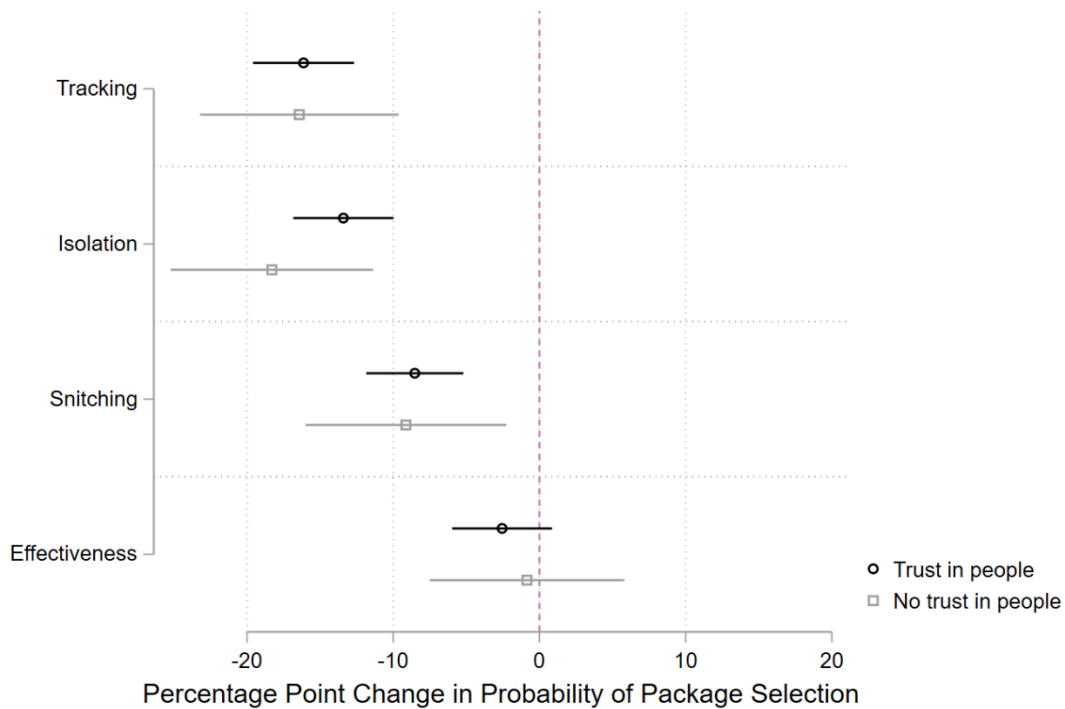


## ADDITIONAL ANALYSES

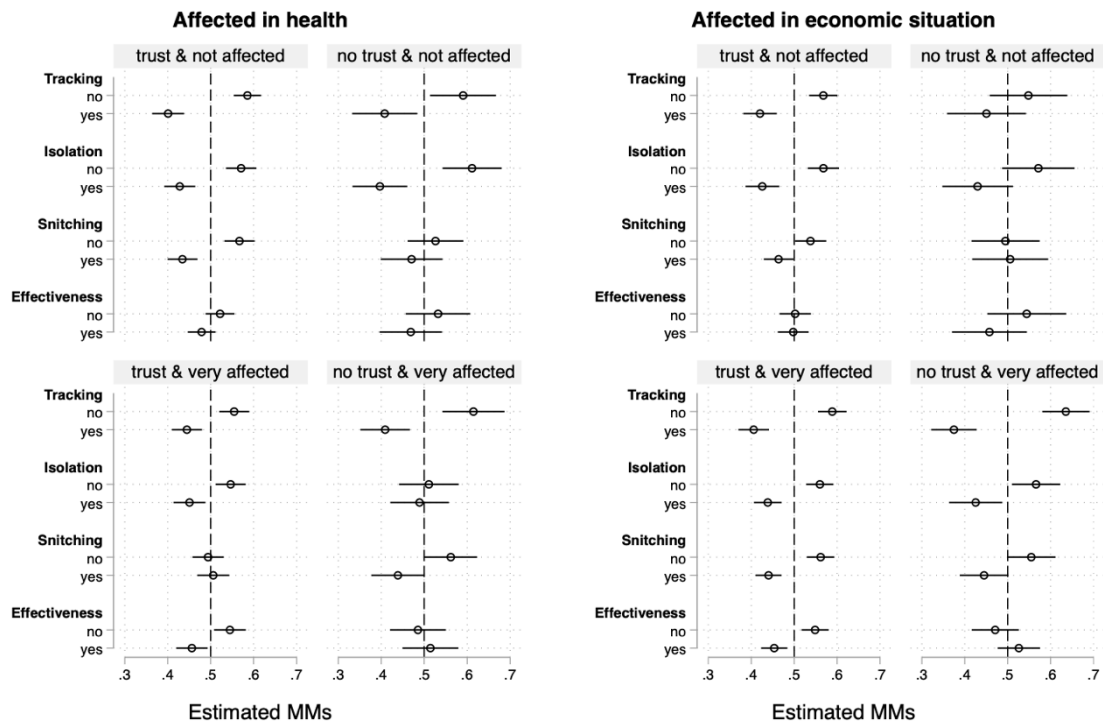
**Figure A2:** Average Marginal Component Effects for package selection among different levels of feeling affected of close others



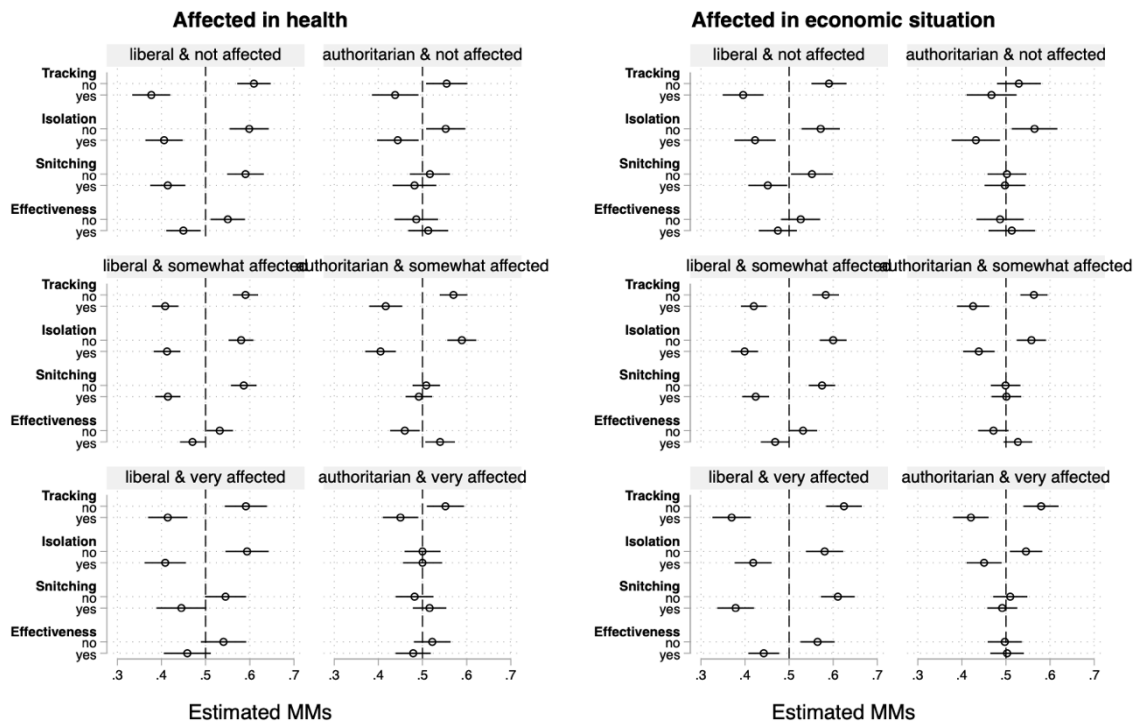
**Figure A3a:** Average Marginal Component Effects for package selection among different levels of trust in people



**Figure A3b:** Marginal Means for package selection among different levels of trust in people and feeling affected in own health and economic situation.



**Figure A4a:** Marginal Means for package selection among different levels of authoritarianism and feeling affected in own health and economic situation, using all three levels of affectedness.



**Figure A4b:** Marginal Means for package selection among different levels of trust in government and feeling affected in own health and economic situation, using all three levels of affectedness.

