

Please share your thoughts and views in our research project!

What is this project studying?

Our study is led by Dr. Asheley Landrum at Texas Tech University. This study will help us learn more about different points of view that are shared via YouTube videos. What we learn may help people, and we hope to publish this study widely to make it as beneficial as possible.

What would I do if I participate?

In this study, you will be asked to watch a 5-minute long video and answer some questions. Some questions will be about the video and some questions will be about your own views and knowledge. At the end, we will ask you some standard demographic questions.

Can I quit if I become uncomfortable?

Yes, absolutely. Your participation is completely voluntary. Dr. Landrum and the Institutional Review Board have reviewed the questions and think you can answer them comfortably. You may skip any question you do not feel comfortable answering by choosing the "I prefer not to answer" option. You can also stop answering questions at any time. You are free to close the survey any time you wish; however, to receive the participant payment, you must at least click through till the end (even if you don't answer any questions). Participating is your choice. However, we do appreciate any help you are able to provide.

How long will participation take?

We are asking for 15 to 25 minutes of your time. Most people will finish in about 20 minutes.

How are you protecting privacy?

The questionnaires will not request any personal identifying information to protect your privacy. Even though the survey is anonymous, we ask that you answer as honestly as possible because we really want to learn more about how people think, and that requires our participants to provide honest answers.

How will I benefit from participating?



Besides providing the project with valuable information you will receive \$2.00 for participating.

I have questions about this study. Who can I ask?


The study is being conducted by Dr. Landrum from the College of Media and Communication at Texas Tech University. If you have questions about the study, you can email her at asheley.landrum@ttu.edu. TTU also has a Board that protects the rights of people who participate in research. You can call to ask them questions at 806-742-2064. You can email your questions to the Human Research Protection Program at hrpp@ttu.edu or mail questions to the Human Research Protection Program, Office of the Vice President for Research, Texas Tech University, Lubbock, Texas 79409.

To participate in our study, you must be 18 years old or older, live in the United States, and use YouTube at least once a month.

Are you....




#	Answer	Bar	Response	%
1	Under 18		20	3.30%
2	Over 18		586	96.70%
	Total		606	100.00%

Do you live in the United States of America?

#	Answer	Bar	Response	%
1	Yes		605	99.83%
2	No		1	0.17%
	Total		606	100.00%

Min Value	Max Value	Average Value	Variance	Standard Deviation	Total Responses	Total Respondents
1	2	1.00	0.00	0.04	606	606

How often do you watch videos on YouTube?

#	Answer	Bar	Response	%
5	At least daily		443	73.10%
4	Weekly		147	24.26%
3	Monthly		15	2.48%
2	Just a few times a year		1	0.17%
1	Seldom/Never		0	0.00%
	Total		606	100.00%

Min Value	Max Value	Average Value	Variance	Standard Deviation	Total Responses	Total Respondents
2	5	4.70	0.27	0.52	606	606

Before we start with the main part of our study, we are hoping that you will help us better understand people's interests and uses of YouTube. This will require a quick activity. We provide instructions below.

Our first question is how much time do people really spend using YouTube and how much does that vary?

Instructions:

1. First, using your mobile device (phone or tablet) navigate to YouTube's website or App and log in. If you do not have a mobile device, you can skip this part of the activity.
2. Second, once logged in, click on your picture/icon in the top right corner. This is your account menu.
3. Third, in the account menu, click "Time Watched"

Please enter in the same format as its provided by YouTube (e.g., 0 hr 13 min)

Yesterday	Past week	Daily Average
1 hr 46 min	14 hr 49 min	2 hr 7 min
1 hr 12 min	1 hr 47 min	0 hr 15 min
0hr31min	2hr1min	40min
4hr 24 min	44hr	6hr 17hr
na	na	na
1hr 44min	18hr 51min	2hr 41min
1 hr 24 min	3 hr 48 min	49 min
2 hr 34 min	18 hr 33 min	2 hr 39 min
7 hr 34 min	19 hr 24 min	2 hr 46 min
0 hr 29 min	0 hr 57 min	0 hr 8 min

This table has more than 10 rows. [Click here to view all responses.](#)

Statistic	Value
Respondents	327

Timing

#	Answer	Average Value	#ReportTableColumnHeaders, StdDev#
1	First Click	33.00	81.51
2	Last Click	113.63	307.71
3	Page Submit	336.17	307.25
4	Click Count	2.44	5.46

The narrator of this video believes the Earth is flat and created several videos with arguments for why he thinks people should believe the Earth is flat.

How believable do you find this video clip?

#	Question	Responses	Mean
1	Move the slider	403	23.56

The narrator of this video believes the Earth is flat and created several videos with arguments for why he thinks people should believe the Earth is flat.

How convincing do you find this video clip?

#	Question	Responses	Mean
1	Move the slider	407	26.15

The narrator of this video believes the Earth is flat and created several videos with arguments for why he thinks people should believe the Earth is flat.

How strong of an argument do you feel this video clip makes?

#	Question	Responses	Mean
1	Move the slider	406	32.71







The narrator of this video believes the Earth is flat and created several videos with arguments for why he thinks people should believe the Earth is flat.

How credible do you find this video clip?

#	Question	Responses	Mean
1	Move the slider	406	22.29

How much do you agree or disagree with the following statements:







As a result of this video, I find myself questioning the shape of the Earth.

#	Answer	Bar	Response	%
6	Strongly agree		11	2.70%
5	Agree		13	3.19%
4	Somewhat agree		51	12.50%
3	Somewhat disagree		19	4.66%
2	Disagree		70	17.16%
1	Strongly disagree		243	59.56%
9	I already believed the Earth was flat		1	0.25%
	Total		408	100.00%

Min Value	Max Value	Average Value	Variance	Standard Deviation	Total Responses	Total Respondents
1	9	1.92	1.98	1.41	408	408

How much do you agree or disagree with the following statements:







As a result of this video, I plan to [watch more YouTube videos](#) to learn more about Flat Earth views.

#	Answer	Bar	Response	%
6	Strongly agree		20	4.93%
5	Agree		21	5.17%
4	Somewhat agree		54	13.30%
3	Somewhat disagree		46	11.33%
2	Disagree		85	20.94%
1	Strongly disagree		180	44.33%
	Total		406	100.00%

Min Value	Max Value	Average Value	Variance	Standard Deviation	Total Responses	Total Respondents
1	6	2.29	2.26	1.50	406	406

How much do you agree or disagree with the following statements:







As a result of this video, I plan to [watch more YouTube videos](#) to learn more about why scientists say the Earth is a globe.

#	Answer	Bar	Response	%
6	Strongly agree		20	4.90%
5	Agree		48	11.76%
4	Somewhat agree		77	18.87%
3	Somewhat disagree		51	12.50%
2	Disagree		95	23.28%
1	Strongly disagree		117	28.68%
	Total		408	100.00%

Min Value	Max Value	Average Value	Variance	Standard Deviation	Total Responses	Total Respondents
1	6	2.76	2.43	1.56	408	408

How much do you agree or disagree with the following statements:

As a result of this video, I plan to talk with friends and/or family about the shape of the Earth.

#	Answer	Bar	Response	%
6	Strongly agree		16	3.92%
5	Agree		25	6.13%
4	Somewhat agree		55	13.48%
3	Somewhat disagree		45	11.03%
2	Disagree		110	26.96%
1	Strongly disagree		157	38.48%
	Total		408	100.00%

Min Value	Max Value	Average Value	Variance	Standard Deviation	Total Responses	Total Respondents
1	6	2.34	2.11	1.45	408	408

Here are several images individuals have used to depict the earth. Which one corresponds best with your view?

#	Answer	Bar	Response	%
2	 Firmament Earth		7	1.72%
1	 Globe Earth		382	94.09%
3	 Flat Earth		4	0.99%
4	 Square Earth		2	0.49%
5	 Sheol Earth		11	2.71%
	Total		406	100.00%

Min Value	Max Value	Average Value	Variance	Standard Deviation	Total Responses	Total Respondents
1	5	1.16	0.51	0.71	406	406







The narrator of this video believes the Earth is flat and created several videos with arguments for why he thinks people should believe the earth is flat.

How convincing do you think these **other types of people** might find the video?

Question	Responses	Mean
Republicans, or people with more conservative political views	408	39.14
Democrats, or people with more liberal political views	408	29.28
People who think the Bible should be interpreted literally (for example, believe there was a man named Jonah who was swallowed by a whale)	408	52.63
People who do not believe God exists (Atheists)	407	29.93
People who live in rural areas (country)	408	45.49
People who live in urban areas (cities)	408	28.58
People who did not go to college	408	47.66
People who have graduate degrees	408	17.96

To what extent do you agree or disagree with the following statements?







YouTube should shut down (delete) channels that upload videos that argue that the Earth is flat.

#	Answer	Bar	Response	%
1	Strongly disagree		185	45.34%
2	Disagree		123	30.15%
3	Somewhat disagree		56	13.73%
4	Somewhat agree		21	5.15%
5	Agree		12	2.94%
6	Strongly agree		11	2.70%
	Total		408	100.00%

Min Value	Max Value	Average Value	Variance	Standard Deviation	Total Responses	Total Respondents
1	6	1.98	1.50	1.22	408	408

To what extent do you agree or disagree with the following statements?







YouTube should ban users who upload videos that argue that the Earth is flat.

#	Answer	Bar	Response	%
1	Strongly disagree		189	46.32%
2	Disagree		125	30.64%
3	Somewhat disagree		54	13.24%
4	Somewhat agree		21	5.15%
5	Agree		9	2.21%
6	Strongly agree		10	2.45%
	Total		408	100.00%

Min Value	Max Value	Average Value	Variance	Standard Deviation	Total Responses	Total Respondents
1	6	1.94	1.39	1.18	408	408

To what extent do you agree or disagree with the following statements?







YouTube should delete videos that argue that the Earth is flat.

#	Answer	Bar	Response	%
1	Strongly disagree		175	42.89%
2	Disagree		129	31.62%
3	Somewhat disagree		58	14.22%
4	Somewhat agree		20	4.90%
5	Agree		17	4.17%
6	Strongly agree		9	2.21%
	Total		408	100.00%

Min Value	Max Value	Average Value	Variance	Standard Deviation	Total Responses	Total Respondents
1	6	2.02	1.50	1.22	408	408

To what extent do you agree or disagree with the following statements?







YouTube should allow users/channels to upload videos that argue the Earth is flat, BUT not allow those videos to make money from advertisements (that is, "be monetized").

#	Answer	Bar	Response	%
1	Strongly disagree		102	25.00%
2	Disagree		101	24.75%
3	Somewhat disagree		85	20.83%
4	Somewhat agree		55	13.48%
5	Agree		37	9.07%
6	Strongly agree		28	6.86%
	Total		408	100.00%

Min Value	Max Value	Average Value	Variance	Standard Deviation	Total Responses	Total Respondents
1	6	2.77	2.32	1.52	408	408

To what extent do you agree or disagree with the following statements?






YouTube should allow users/channels to upload videos that argue the Earth is flat, BUT not recommend those videos to other users.

#	Answer	Bar	Response	%
1	Strongly disagree		60	14.71%
2	Disagree		87	21.32%
3	Somewhat disagree		72	17.65%
4	Somewhat agree		81	19.85%
5	Agree		61	14.95%
6	Strongly agree		47	11.52%
	Total		408	100.00%

Min Value	Max Value	Average Value	Variance	Standard Deviation	Total Responses	Total Respondents
1	6	3.34	2.53	1.59	408	408

To what extent do you agree or disagree with the following statements?





YouTube should be fined substantially for distributing flat Earth videos.

#	Answer	Bar	Response	%
1	Strongly disagree		214	52.45%
2	Disagree		123	30.15%
3	Somewhat disagree		49	12.01%
4	Somewhat agree		15	3.68%
5	Agree		5	1.23%
6	Strongly agree		2	0.49%
	Total		408	100.00%

Min Value	Max Value	Average Value	Variance	Standard Deviation	Total Responses	Total Respondents
1	6	1.73	0.91	0.95	408	408

For each of the following statements, state whether you think it is true or false.





Many very important things happen in the world, which the public is never informed about.

#	Answer	Bar	Response	%
1	Definitely false		10	2.45%
2	Probably false		48	11.76%
3	Probably true		189	46.32%
4	Definitely true		161	39.46%
	Total		408	100.00%

Min Value	Max Value	Average Value	Variance	Standard Deviation	Total Responses	Total Respondents
1	4	3.23	0.56	0.75	408	408

For each of the following statements, state whether you think it is true or false.





Politicians usually do not tell us the true motives for their decisions.

#	Answer	Bar	Response	%
1	Definitely false		4	0.98%
2	Probably false		33	8.09%
3	Probably true		217	53.19%
4	Definitely true		154	37.75%
	Total		408	100.00%

Min Value	Max Value	Average Value	Variance	Standard Deviation	Total Responses	Total Respondents
1	4	3.28	0.42	0.65	408	408

For each of the following statements, state whether you think it is true or false.





Government agencies closely monitor all citizens.

#	Answer	Bar	Response	%
1	Definitely false		52	12.75%
2	Probably false		148	36.27%
3	Probably true		157	38.48%
4	Definitely true		51	12.50%
	Total		408	100.00%

Min Value	Max Value	Average Value	Variance	Standard Deviation	Total Responses	Total Respondents
1	4	2.51	0.76	0.87	408	408

For each of the following statements, state whether you think it is true or false.





Events which superficially seem to lack a connection are often the result of secret activities.

#	Answer	Bar	Response	%
1	Definitely false		72	17.65%
2	Probably false		217	53.19%
3	Probably true		105	25.74%
4	Definitely true		14	3.43%
	Total		408	100.00%

Min Value	Max Value	Average Value	Variance	Standard Deviation	Total Responses	Total Respondents
1	4	2.15	0.55	0.74	408	408

For each of the following statements, state whether you think it is true or false.


There are secret organizations that greatly influence political decisions.

#	Answer	Bar	Response	%
1	Definitely false		37	9.07%
2	Probably false		109	26.72%
3	Probably true		199	48.77%
4	Definitely true		63	15.44%
	Total		408	100.00%

Min Value	Max Value	Average Value	Variance	Standard Deviation	Total Responses	Total Respondents
1	4	2.71	0.70	0.84	408	408

For each of the following statements, state whether you think it is true or false.





If you are paying attention, choose probably true.

#	Answer	Bar	Response	%
1	Definitely false		1	0.25%
2	Probably false		2	0.49%
3	Probably true		405	99.26%
4	Definitely true		0	0.00%
	Total		408	100.00%

Min Value	Max Value	Average Value	Variance	Standard Deviation	Total Responses	Total Respondents
1	3	2.99	0.01	0.12	408	408

For each of the following statements, state whether you think it is true or false.





The U.S. Food and Drug Administration (FDA) deliberately suppress natural cures due to influence from the pharmaceutical industry.

#	Answer	Bar	Response	%
1	Definitely false		80	19.61%
2	Probably false		122	29.90%
3	Probably true		140	34.31%
4	Definitely true		66	16.18%
	Total		408	100.00%

Min Value	Max Value	Average Value	Variance	Standard Deviation	Total Responses	Total Respondents
1	4	2.47	0.97	0.98	408	408

For each of the following statements, state whether you think it is true or false.





Global climate change is a real phenomenon and is caused by human activity such as burning fossil fuels.

#	Answer	Bar	Response	%
1	Definitely false		16	3.92%
2	Probably false		54	13.24%
3	Probably true		124	30.39%
4	Definitely true		214	52.45%
	Total		408	100.00%

Min Value	Max Value	Average Value	Variance	Standard Deviation	Total Responses	Total Respondents
1	4	3.31	0.72	0.85	408	408

For each of the following statements, state whether you think it is true or false.

Humans evolved from earlier species of animal.

#	Answer	Bar	Response	%
1	Definitely false		61	14.99%
2	Probably false		37	9.09%
3	Probably true		140	34.40%
4	Definitely true		169	41.52%
	Total		407	100.00%

Min Value	Max Value	Average Value	Variance	Standard Deviation	Total Responses	Total Respondents
1	4	3.02	1.11	1.05	407	407

For each of the following statements, state whether you think it is true or false.





The Earth is flat (it is NOT a globe or sphere).

#	Answer	Bar	Response	%
1	Definitely false		321	78.68%
2	Probably false		66	16.18%
3	Probably true		14	3.43%
4	Definitely true		7	1.72%
	Total		408	100.00%

Min Value	Max Value	Average Value	Variance	Standard Deviation	Total Responses	Total Respondents
1	4	1.28	0.37	0.61	408	408

For each of the following statements, state whether you think it is true or false.





Foods made from ingredients that were genetically modified (GMOs) are safe for humans to eat.

#	Answer	Bar	Response	%
1	Definitely false		35	8.58%
2	Probably false		103	25.25%
3	Probably true		188	46.08%
4	Definitely true		82	20.10%
	Total		408	100.00%

Min Value	Max Value	Average Value	Variance	Standard Deviation	Total Responses	Total Respondents
1	4	2.78	0.75	0.87	408	408

For each of the following statements, state whether you think it is true or false.

Vaccines are unsafe and cause childhood disorders like Autism.

#	Answer	Bar	Response	%
1	Definitely false		260	63.73%
2	Probably false		88	21.57%
3	Probably true		40	9.80%
4	Definitely true		20	4.90%
	Total		408	100.00%

Min Value	Max Value	Average Value	Variance	Standard Deviation	Total Responses	Total Respondents
1	4	1.56	0.74	0.86	408	408

For each of the following identity groups, please tell us whether you feel that the people in this group--whether you belong to this group or not-- are a lot like you or not at all like you.




Question	Responses	Mean
People who did not go to college	405	41.59
Republicans, or people with more conservative political views	405	38.97
Democrats, or people with more liberal political views	405	58.67
People who think the Bible should be interpreted literally (for example, believe there was a man named Jonah who was swallowed by a whale)	405	28.18
People who do not believe God exists (Atheists)	405	50.10
People who live in rural areas (country)	405	45.69
People who live in urban areas (cities)	405	62.12
People who have graduate degrees	405	58.93

How old are you? (in years)

Text Entry
35
24
51
21
23
30
46
24
24
30
This table has more than 10 rows. Click here to view all responses.

Min Value	Max Value	Average Value	#ReportTableColumnHeaders, Variance#	#ReportTableColumnHeaders, StdDev#	Total Responses	Total Respondents
19	70	35.79	135.18	11.63	405	606

Which best reflects your gender?







#	Answer	Bar	Response	%
1	Male		184	45.43%
2	Female		217	53.58%
3	Diverse (ex., intersex, nonbinary, trans; please specify)		4	0.99%
4	I prefer not to answer		0	0.00%
	Total		405	100.00%

Min Value	Max Value	Average Value	Variance	Standard Deviation	Total Responses	Total Respondents
1	3	1.56	0.27	0.52	405	405

Diverse (ex., intersex, nonbinary, trans; please specify)
Trans Female (MtF)
nonbinary
agender
Non-Binary







Which best describes your race/ethnicity?

Please check all that apply.








#	Answer	Bar	Response	%
1	White American		312	77.04%
2	Black or African American		43	10.62%
3	Hispanic or Latino		32	7.90%
4	Asian/Asian American		32	7.90%
5	Native American/Alaska Native		10	2.47%
6	Native Hawaiian/Pacific Islander		1	0.25%
7	Other (please specify)		5	1.23%
8	I prefer not to answer		1	0.25%
	Total		436	100.00%

Other (please specify)
Creole
multiracial
Indigenous American
JEWISH
mixed Irish, german, Luthuanian, hispanic

What is the last grade you completed in school (or highest level of training completed)?







#	Answer	Bar	Response	%
1	Grade 8 or lower		1	0.25%
2	Some high school, no diploma		4	0.99%
3	High school diploma, or equivalent		49	12.10%
4	Some college, no degree		91	22.47%
5	Associates, Technical college, or two-year college degree		42	10.37%
6	Bachelors or four-year college degree		156	38.52%
7	Graduate or professional school		62	15.31%
8	I prefer not to answer		0	0.00%
	Total		405	100.00%

How much guidance does your faith, religion, or spirituality provide in your day-to-day life?

#	Answer	Bar	Response	%
1	I'm not religious		152	37.53%
2	None at all		20	4.94%
3	A little		75	18.52%
4	A moderate amount		43	10.62%
5	A lot		30	7.41%
6	A great deal		82	20.25%
7	I prefer not to answer		3	0.74%
	Total		405	100.00%

Min Value	Max Value	Average Value	Variance	Standard Deviation	Total Responses	Total Respondents
1	7	3.09	3.90	1.97	405	405








Do you pray? If so, how often?

#	Answer	Bar	Response	%
5	At least daily		95	23.46%
4	Weekly		61	15.06%
3	Monthly		17	4.20%
2	Rarely		57	14.07%
1	I don't pray		158	39.01%
6	I prefer not to answer		17	4.20%
	Total		405	100.00%

Min Value	Max Value	Average Value	Variance	Standard Deviation	Total Responses	Total Respondents
1	6	2.82	3.14	1.77	405	405







To what extent do you agree or disagree with the following statement:

Religious scripture such as the Bible should be taken literally. For example, the tale in which Jonah is swallowed by a giant fish (or whale) and is spit back onto the shore three days later actually happened and is not simply a fictional moral tale.

#	Answer	Bar	Response	%
6	Strongly agree		29	7.16%
5	Agree		23	5.68%
4	Somewhat agree		31	7.65%
3	Somewhat disagree		50	12.35%
2	Disagree		49	12.10%
1	Strongly disagree		203	50.12%
7	I prefer not to answer		20	4.94%
	Total		405	100.00%






Min Value	Max Value	Average Value	Variance	Standard Deviation	Total Responses	Total Respondents
1	7	2.48	3.60	1.90	405	405

Generally speaking, would you describe your views as...

#	Answer	Bar	Response	%
1	Very liberal		75	18.52%
2	Somewhat liberal		127	31.36%
3	Moderate		99	24.44%
4	Somewhat conservative		65	16.05%
5	Very conservative		35	8.64%
6	I prefer not to answer		4	0.99%
	Total		405	100.00%

Min Value	Max Value	Average Value	Variance	Standard Deviation	Total Responses	Total Respondents
1	6	2.68	1.55	1.25	405	405





When there is an important election, what do you do most of the time?

#	Answer	Bar	Response	%
1	Vote for the Democrat		218	53.83%
2	Vote for the Republican		86	21.23%
3	Vote for an Independent or third-party candidate		40	9.88%
4	I don't vote		48	11.85%
5	Other (please specify)		13	3.21%
	Total		405	100.00%




Min Value	Max Value	Average Value	Variance	Standard Deviation	Total Responses	Total Respondents
1	5	1.89	1.39	1.18	405	405

Other (please specify)
I vote for whomever makes scence to me!
I do not vote based on parties, I vote based on the person/values
I'm going to start voting but haven't previously
Either third party or Democrat, all depends on candidates
split ticket
vote for the best candidate
Vote for whom I agree with policies, not always on the same side.
I vote based on what I know about a candidate. It is very split.
not by party
It depends on who is running, I don't vote by party, but rather by candidate
This table has more than 10 rows. Click here to view all responses.

Which best describes the area in which you live?





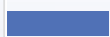





#	Answer	Bar	Response	%
1	Rural (e.g., country, farm)		70	17.28%
2	Urban (e.g., city)		129	31.85%
3	Suburban		200	49.38%
4	I'm not sure		6	1.48%
5	I prefer not to answer		0	0.00%
	Total		405	100.00%

Were you home schooled?

#	Answer	Bar	Response	%
1	Yes		27	6.67%
2	No		373	92.10%
3	I prefer not to answer		5	1.23%
	Total		405	100.00%

Min Value	Max Value	Average Value	Variance	Standard Deviation	Total Responses	Total Respondents
1	3	1.95	0.08	0.28	405	405

Last year, what was your total income (before taxes) of all people living in your household?

#	Answer	Bar	Response	%
1	Less than 10,000		18	4.44%
2	10,000 to less than 15,000		18	4.44%
3	15,000 to less than 25,000		38	9.38%
4	25,000 to less than 35,000		55	13.58%
5	35,000 to less than 50,000		72	17.78%
6	50,000 to less than 75,000		94	23.21%
7	75,000 to less than 100,000		47	11.60%
8	100,000 to less than 150,000		42	10.37%
9	150,000 to less than 250,000		17	4.20%
10	250,000 or more		1	0.25%
11	I prefer not to answer		3	0.74%
	Total		405	100.00%

Min Value	Max Value	Average Value	Variance	Standard Deviation	Total Responses	Total Respondents
1	11	5.37	4.13	2.03	405	405