

Media Roles in the Online News Domain: Authorities and Emergent Audience Brokers

Online Appendix

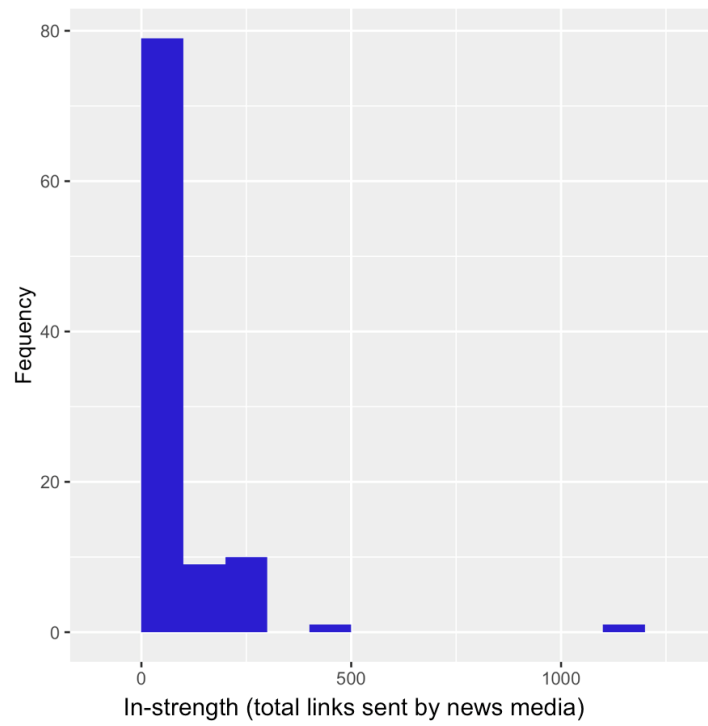


Figure A1. In-strength distribution of the news network

Media Roles in the Online News Domain: Authorities and Emergent Audience Brokers

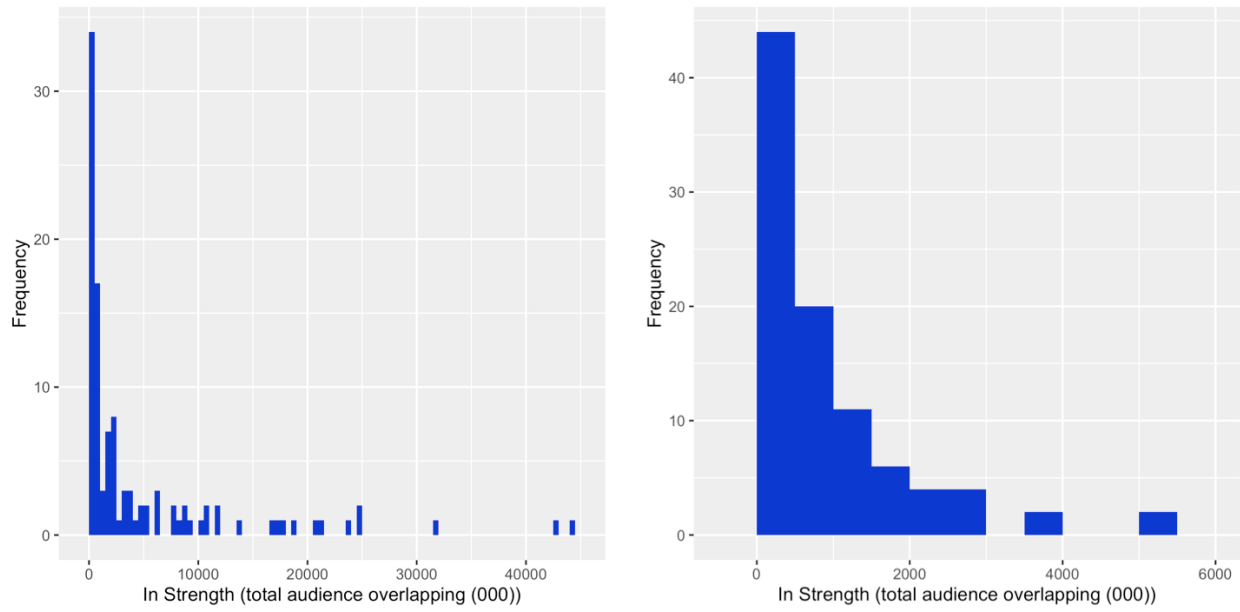


Figure A2. In-strength distribution of the audience networks representing news consumption of the general (left panel) and young population (right panel)

Media Roles in the Online News Domain: Authorities and Emergent Audience Brokers

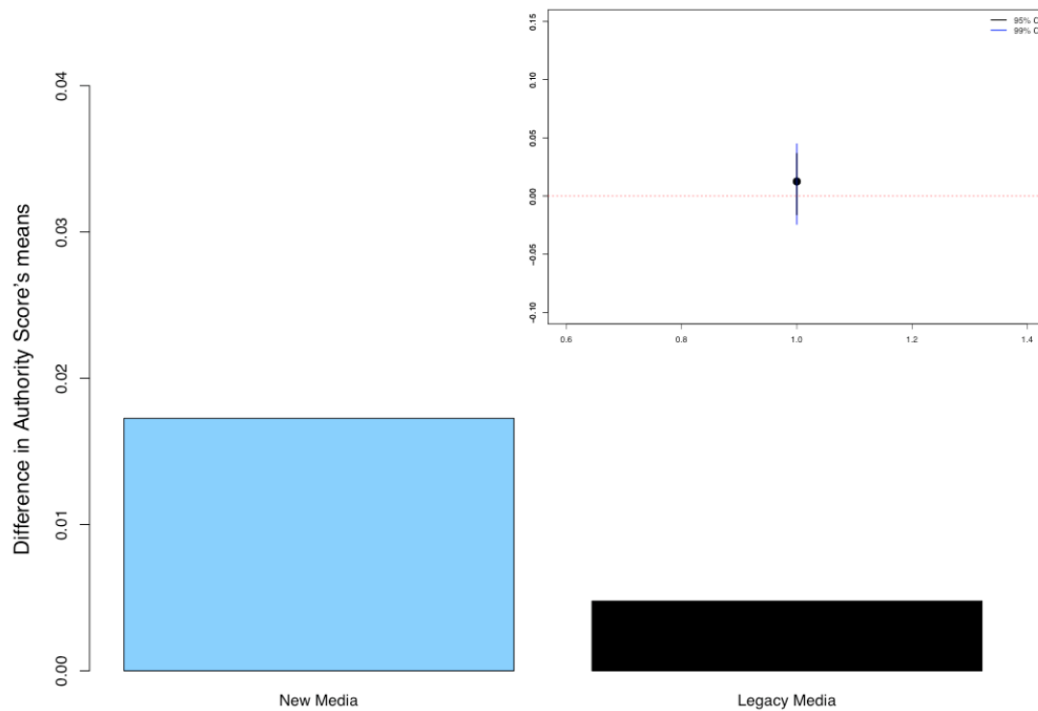


Figure A3. Difference in authority means by type of media and confidence intervals

Note: The main graph plots the difference in authority means of the new media and traditional media in the news network. The graph at the top right corner shows the confidence intervals around difference in means of authority scores. According to the result, the difference in the authority scores of legacy and digital-born media is not significant. Taking into account that our observations are not independent, to obtain confidence limits for mean difference, we have used bootstrapping techniques. The coefficients have credibility intervals reported at the 95% and 99% intervals. They are deemed credible at these levels as long as the upper and lower boundaries do not include the value of zero (Muthén and Asparouhov, 2012). These intervals are black for the 95% level and blue for the 99% level. Because the confidence intervals do cross the zero line, we can conclude that the difference is not significant.